

Semi-electric Stacker



1KG=2.205LB 1INCH=25.40MM

Model		CDD10B	CDD15B	CTD10B	CTD15B
Capacity	Q(kg)	1000	1500	1000	1500
Load centre distance	c(mm)		500		600
Load distance, centre of drive axle to fork	x(mm)		815		800
Lowered fork height	h ₁ (mm)		90		70
Max. lift height	h₂(mm)		1600/2500/3000/3300		1600/2500/3000/3300/3500
Height, mast lowered	h ₃ (mm)		2090/1840/2090/2200		2145/1895/2145/2295/2395
Height, mast extended	h ₄ (mm)		2090/2997/3497/3797		2145/3052/3552/3852/4052
Fork dimensions	s/e/l(mm)		60/170/1070(1150)		30/100/1070(1150) 35/100/1070(1150)
Overall width	b ₁ (mm)		722		1132-1532
Width overall forks	b ₂ (mm)		570/695		200/800
Aisle width for pallets 800x1200 lengthways	A ₁ (mm)	2188	2258	2142	2212
Turning radius	W ₁ (mm)	1340	1410	1340	1410
Lift speed, laden/unladen	m/s		0.08/0.1		0.08/0.1
Lowering speed, laden/unladen	m/s		0.15/0.12		0.15/0.12
Battery voltage, nominal capacity K _S	V/Ah	12/200	24/200	12/200	24/200
Battery weight	kg	60	120	60	120
Battery dimensions Vwh	mm		250x190x295		250x190x295
Service weight (with battery)	kg	420/480/500/550	580/660/680/700	490/550/570/580/650	580/630/660/680/690



Standard Semi-electric Stacker

- Compact design with strong European steel construction.
- Simple and convenient lifting operational system.
- Light and easy manual steering system, equipped with a parking brake.
- Smooth control of precise lifting and lowering.
- Special design are available according to customers' requirements.

Remark:

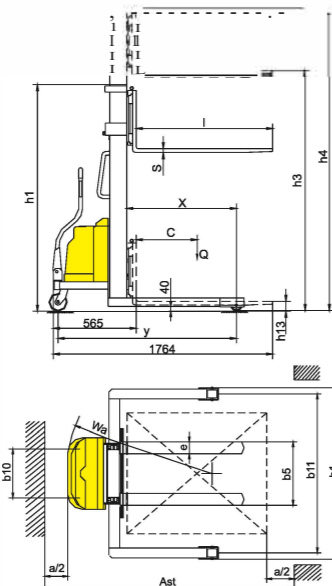
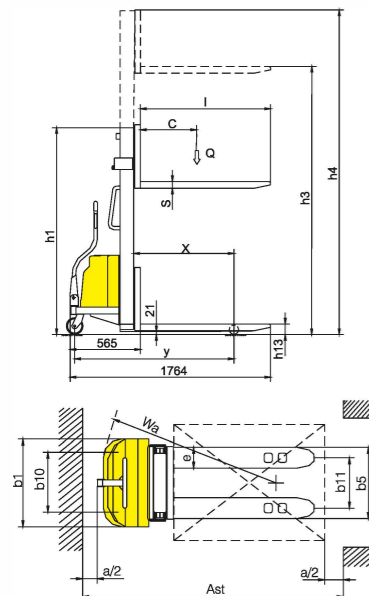
CDD series are with fixed legs & fixed forks.
CTD series are with straddle legs & adjustable forks.

Model:
CDD10B/15B

CE:

Conforms to EN 1503691-5
EN1175-1
EN16307-5
Based on Directive 2006/42/EC

Model:
CTD10B/15B

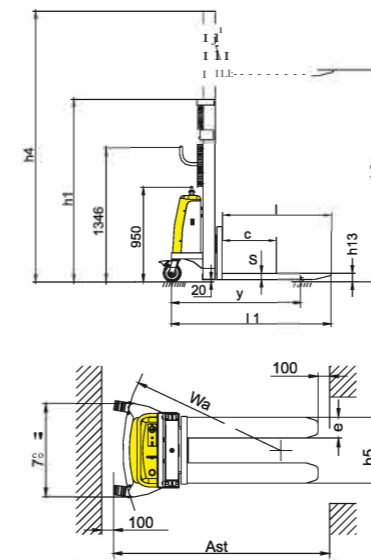


Model:
CDD1016BA

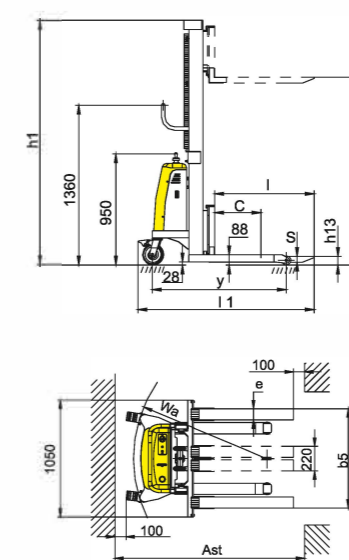
1KG=2.205LB 1INCH=25.40MM

Model		CDD1016BA	CDD1025BA	CDD1030BA
Capacity	Q(kg)	1000	1000	1000
Load centre distance	c(mm)	400	500	500
Fork height, lowered	h ₁ (mm)	90	90	90
Height, mast lowered	h ₃ (mm)	2088	1838	2088
Max. lift height	h₂(mm)	1600	2500	3000
Height, mast extended	h ₄ (mm)	2088	3088	3588
Overall length	l ₁ (mm)	1505	1728	1728
Fork dimensions	s/e/l(mm)	48/100/850	60/170/1100	60/170/1100
Width overall forks	b ₂ (mm)	200-980	550	550
Aisle width for pallets 800x1200 lengthways	A ₁ (mm)	2020	2140	2140
Turning radius	W ₁ (mm)	1210	1328	1328
Lift speed, laden/unladen	m/s	80/100	80/100	80/100
Lowering speed, laden/unladen	m/s		manual control	
Battery voltage, nominal capacity K	V/Ah	12/120	12/120	12/120
Service weight (with battery)	kg	300	370	382

Model:
CDD1025BA
CDD1030BA



CDD1025BA/CDD1030BA



CDD1016BA

