

# PRODUCT

---



Catering Equipment was established in 2015, with its own brand "Dongpei", which integrates r&d, design, production and sales in a kitchen equipment company, as well as one-stop service of design, production, installation, maintenance and maintenance of star-rated hotels, schools, government agencies and social catering services.



# D



# CONTENTS

## THE ENTERPRISE CULTURE

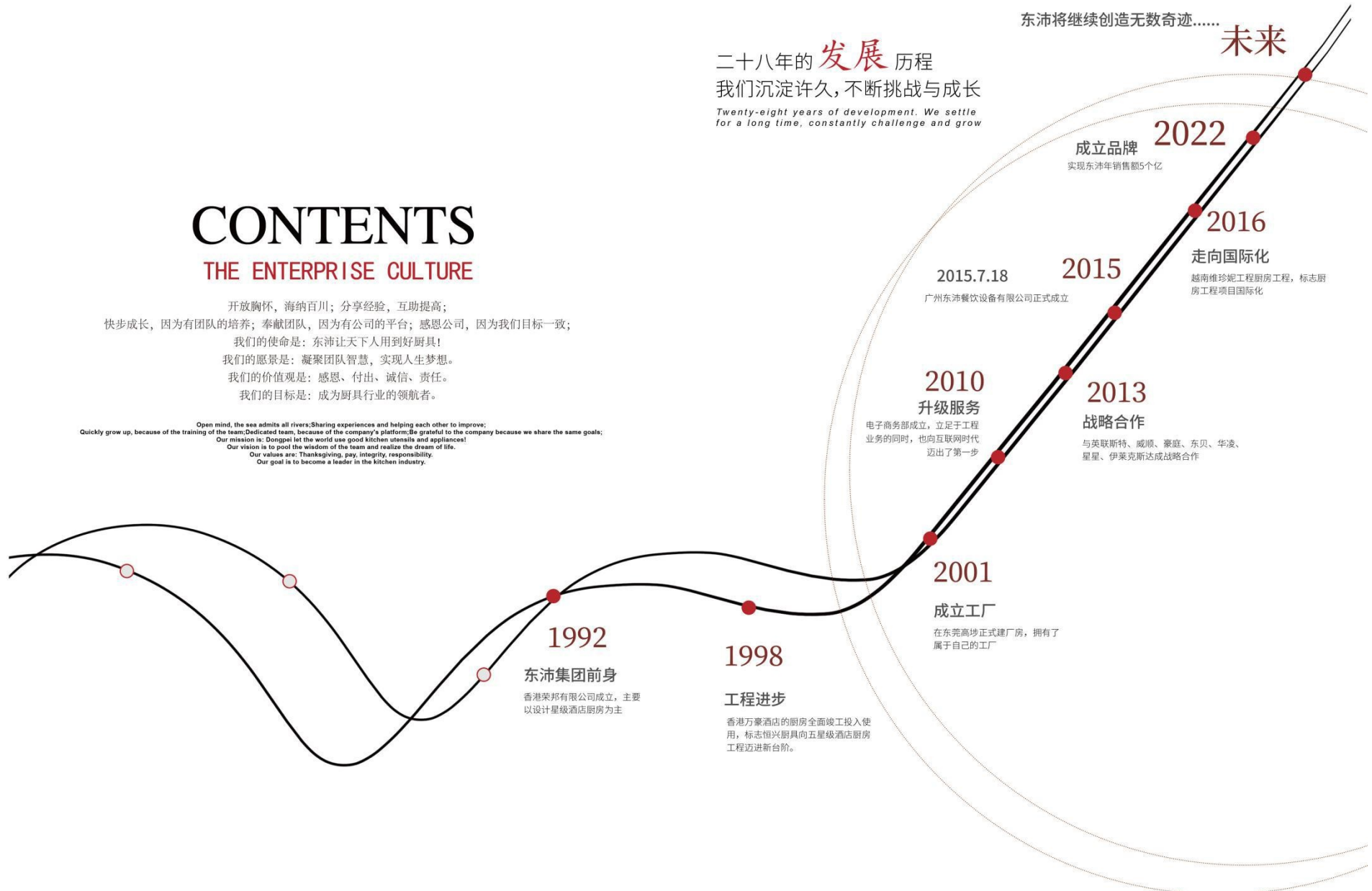
开放胸怀，海纳百川；分享经验，互助提高；  
快步成长，因为有团队的培养；奉献团队，因为有公司的平台；感恩公司，因为我们目标一致；  
我们的使命是：东沛让天下人用到好厨具！  
我们的愿景是：凝聚团队智慧，实现人生梦想。  
我们的价值观是：感恩、付出、诚信、责任。  
我们的目标是：成为厨具行业的领航者。

Open mind, the sea admits all rivers; Sharing experiences and helping each other to improve;  
Quickly grow up, because of the training of the team; Dedicated team, because of the company's platform; Be grateful to the company because we share the same goals;  
Our mission is: Dongpai let the world use good kitchen utensils and appliances!  
Our vision is to pool the wisdom of the team and realize the dream of life.  
Our values are: Thanksgiving, pay, integrity, responsibility.  
Our goal is to become a leader in the kitchen industry.

二十八年的 **发展** 历程  
我们沉淀许久，不断挑战与成长

Twenty-eight years of development. We settle  
for a long time, constantly challenge and grow

东沛将继续创造无数奇迹..... **未来**



## PART OF THE CASE



成立以来,公司依靠先进的技术,优质的产品,完善的服务,合理的价格,赢得了广大客户的信赖,公司产品广泛应用于知名高级酒店,高级会所,各类连锁中西餐,以及机关团体,部队食堂等。

Since its establishment, the company relies on advanced technology, high-quality products, perfect service, reasonable price, has won the majority of customers. Trust, the company's products are widely used in well-known senior hotels, senior clubs, all kinds of chain Chinese and western food, as well as organizations, troops. Dining room, etc.

### Hotel case

驻马店长荣大酒店  
Chang Rong Hotel zhumadian  
珠海香记航空食品有限公司  
Zhuhai Xiangji Aviation Food Co. LTD  
多哥国际酒店连锁  
Togo International Hotel Chain  
希尔顿欢朋酒店  
Huanpeng Hotel Hilton  
柬埔寨金边首都大酒店  
Capital Hotel, Phnom Penh, Cambodia

索菲亚家居股份有限公司  
Suofeiya Home Collection Co., Ltd  
广州四季酒店  
Four Seasons Hotel Guangzhou  
万悦格兰云天大酒店  
Grand Yuntian Grand Grand Hotel  
东莞松湖湾华美达酒店  
Ramada Dongguan Songhu Bay Hotel  
耒阳市神州明珠大酒店  
Shenzhou Pearl Hotel, Leiyang City

### School case

华南师范大学附属肇庆学校  
Zhaoqing School affiliated to South China  
西安交通大学  
Xi'an Jiaotong University  
马来西亚培训学校  
Malaysia Training School

黄山学院  
Huangshan college,  
深圳大学  
Shenzhen University  
恩平市职业技术教育中心  
Enping Vocational and Technical Education Ce

### Chain customer Case

珠海市唐企盛泰管理有限公司  
Zhuhai Tang Qisheng Tai Management Co. LTD  
华莱士炸鸡汉堡店  
Wallace's Fried Chicken Burger  
浙江崇恩牛排  
Zhejiang Chongen steak  
上海水野商贸有限公司  
Shanghai Shuye Trading Co., LTD  
炬旺佳  
Torch in better  
深圳欧克咖啡餐饮管理有限公司  
Ouke Coffee Catering Management Co. LTD

胡桃里  
The walnut  
台湾巴豪牛排  
Taiwan Bahau steak  
诺丁牛排  
Noordin steak  
PELICANA百利家  
Cadbury's house  
留一手火锅店  
Keep a hot pot restaurant  
BEEPLUS  
BEEPLUS

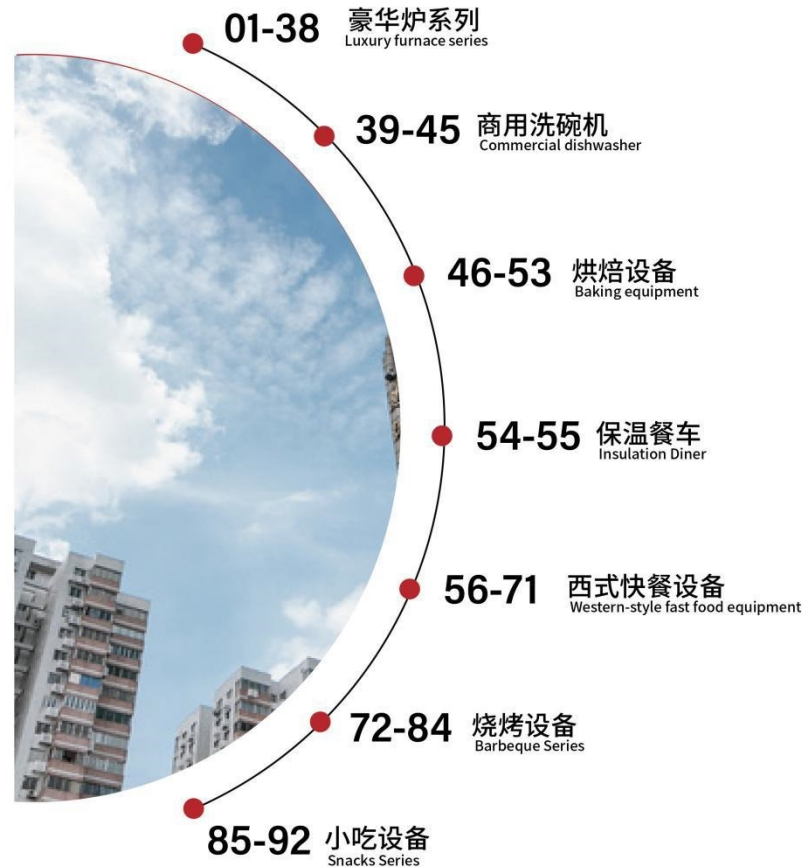


# ACHIEVE DISTINCTION



Your future self will thank you for your present self

# Directory





# MODULER COOKING RANGE

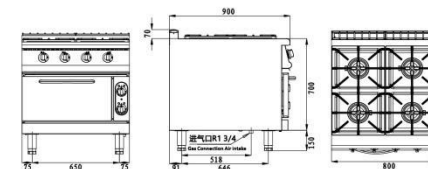


## 700&900 SERIES

- 全不锈钢外壳，坚固耐用
- 电子点火系统，带熄火安全保护装置
- 高效燃烧器配独立开关机温控
- 可调节脚座
- 燃气炉适用于 天然气、石油液化气
- 关键元件有国际著名厂家供应

All stainless steel housing, strong and durable  
Electronic ignition system with extinguishing safety protection device  
High efficiency burner is equipped with independent switch machine temperature control  
Adjustable base  
Gas furnace is suitable for pipeline gas, natural gas, petroleum liquefied gas  
Key components are supplied by famous international manufacturers

### 四头燃气煲仔炉连电焗炉 Gas Range With 4-Burner & Electric Oven



型号Model	热功率Power(kw)	电压Volts (V)	净重N (KG)	规格Dimensions(mm)	耗气量Gas Consumption	
ZH - TQ - 4	6.5 x 4+ (上1.8+下3)	380	136	800 x 900 x (850+70) 焗炉尺寸/Oven Dimension: 560 x 700 x 270	液化气LPG 2800-3700Pa(kg/h)	天然气NG 2000-2500Pa(m <sup>3</sup> /h)
					1.66	2.75

配件：烤箱烤网1个 Accessories:Oven wire rack: 1

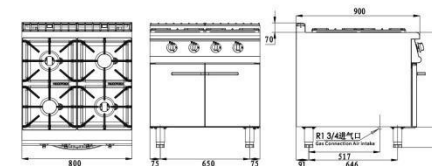
#### 特点

- 炉头功率可达7KW,环形火焰设计，效率高。
- 炉头采用精密铸造，火力稳定坚固耐用。
- 炉头火焰大小可调节。
- 炉面模具拉伸成型，易于清洁。
- 重型炉架，超长炉柄，可用于各种最小的锅。
- 带熄火保护及大小火控制装置，操作简单。
- 电烤箱带温度控制及超温保护功能，最高限温340度。

#### Features

- The power output of the burner can reach 7KW. Annular flame ensures high efficiency.
- The burners are manufactured through precision casting, to make sure that the flames are stable and endurable.
- The size of the flames of the burner is adjustable.
- Stretch forming cooking surface, easy to clean.
- Equipped with heavy hobs and extra long handles, this stove can be used for frying, stewing and roasting with very small cookers.
- It is equipped with the flame failure device and a flame size control device and it is easy to operate.
- The oven offers temperature control and flame failure protection functions over temperature protection function to achieve even temperature distribution. The highest temperature can reach 340°C.

### 四头燃气煲仔炉连柜座 Gas Range 4-Burner With Cabinet



型号Model	热功率Power(kw)	电压Volts (V)	净重N (KG)	规格Dimensions(mm)	耗气量Gas Consumption	
ZH - RA - 4	7.5 x 2+4.5 x 2	—	192	800 x 900 x (850+70)	液化气LPG 2800-3700Pa(kg/h)	天然气NG 2000-2500Pa(m <sup>3</sup> /h)
					1.6	2.54

#### 特点

- 炉头功率多种且易于更换，有9KW、7.5KW、4.5KW、3.5KW供客户选择。
- 炉头采用精密铸造，硬铬加工而成，火力稳定经久耐用。
- 炉头为花型火焰设计，效率高节能，火焰大小可调节。
- 炉面模具拉伸成型，易于清洁。
- 炉头位于水盆凸起部位，可防止溢出。
- 重型炉架，超长炉柄，可用于各种最小的锅。
- 带熄火保护及大小火控制装置，操作简单。

#### Features

- Burners with different power outputs (9KW, 7.5KW, 4.5KW and 3.5KW) are available and easy to replace.
- The burners are manufactured through precision casting and plated with hard chrome to make sure that flames are stable and endurable.
- The burners adopt flower pattern flame design to ensure high efficiency and save energy. Besides, the size of flames is adjustable.
- Stretch forming cooking surface, easy to clean.
- The burners are located in the projected part of the basin and prevent water from overflowing.
- Equipped with heavy hobs and extra long handles, this stove can be used for frying, stewing and roasting with very small cookers.
- It is equipped with a flame failure device and a flame size control device and it is easy to operate.

六头燃气煲仔炉连电焗炉 Gas Range With 6-Burner & Electric Oven



型号Model	热功率Power(kw)	电压Volts (V)	净重N (KG)	规格Dimensions(mm)	耗气量Gas Consumption	
ZH-TQ-6	6.5 × 6+ (上1.8+下3)	380	179	1200 × 900 × (850+70) 焗炉尺寸/Oven Dimension: 560 × 700 × 270	液化气LPG 2800-3700Pa(kg/h) 2.49	天然气NG 2000-2500Pa(m³/h) 4.13

配件: 烤箱网架1个 Accessories:Oven wire rack: 1

特点

- 炉头功率可达7KW, 环形火焰设计, 效率高。
- 炉头采用精密铸造, 火力稳定坚固耐用。
- 炉头火焰大小可调节。
- 炉面模具拉伸成型, 易于清洁。
- 重型炉架, 超长炉柄, 可用于各种最小的锅。
- 带熄火保护及大小火控制装置, 操作简单。
- 电烤箱带温度控制及超温保护功能, 最高限温340度。

Features

- The power output of the burner can reach 7KW. Annular flame ensures high efficiency.
- The burners are manufactured through precision casting to make sure that flames are stable and endurable.
- The size of the flames of the burner is adjustable.
- Stretch forming cooking surface, easy to clean.
- Equipped with heavy hobs and extra long handles, this stove can be used for frying, stewing and roasting with very small cookers.
- It is equipped with a flame failure device and a flame size control device and it is easy to operate.
- The oven offers temperature control and flame failure protection functions to achieve even temperature distribution. The highest temperature can reach 340 °C.

六头燃气煲仔炉连焗炉 Gas Range With 6-Burner & Oven



型号Model	热功率Power(kw)	净重N (KG)	规格Dimensions(mm)	耗气量Gas Consumption	
ZH-RQ-6	6.5 × 6+5.8	208	1200 × 900 × (850+70) 焗炉尺寸/Oven Dimension: 560 × 700 × 270	液化气LPG 2800-3700Pa(kg/h) 2.97	天然气NG 2000-2500Pa(m³/h) 4.74

配件: 烤箱网架1个 Accessories:Oven wire rack: 1

特点

- 炉头功率可达7KW, 环形火焰设计, 效率高。
- 炉头采用精密铸造, 火力稳定坚固耐用。
- 炉头火焰大小可调节。
- 炉面模具拉伸成型, 易于清洁。
- 重型炉架, 超长炉柄, 可用于各种最小的锅。
- 带熄火保护及大小火控制装置, 操作简单。
- 烤箱带温度控制及熄火保护功能, 温度均匀, 最高限温320度

Features

- The power output of the burner can reach 7KW. Annular flame ensures high efficiency.
- The burners are manufactured through precision casting to make sure that flames are stable and endurable.
- The size of the flames of the burner is adjustable.
- Stretch forming cooking surface, easy to clean.
- Equipped with heavy hobs and extra long handles, this stove can be used for frying, stewing and roasting with very small cookers.
- It is equipped with a flame failure device and a flame size control device and it is easy to operate.
- The oven offers temperature control and flame failure protection functions to achieve even temperature distribution. The highest temperature can reach 320 °C.

六头燃气煲仔炉连焗炉 Gas Range With 6-Burner & Electric Oven



型号Model	热功率Power(kw)	规格Dimensions(mm)	耗气量Gas Consumption	
US-RQ-6	7.5x3+4.5x3+5.8	1200x900x (850+70) 焗炉尺寸/Oven Dimension: 560x700x270	液化气LPG 2800-3700Pa(kg/h) 2.88	天然气NG 2000-2500Pa(m³/h) 4.42

配件: 烤箱网架1个 Accessories:Oven wire rack: 1

特点

- 炉头功率多种且易于更换, 有9KW、7.5KW、4.5KW、3.5KW供客户选择。
- 炉头采用精密铸造, 镀硬铬加工而成, 火力稳定经久耐用。
- 炉头为花型火焰设计, 效率节能, 火焰大小可调节。
- 炉面模具拉伸成型, 易于清洁。
- 炉头位于水盆凸起部位, 可防止溢出。
- 重型炉架, 超长炉柄, 可用于各种最小的锅。
- 带熄火保护及大小火控制装置, 操作简单。
- 烤箱带温度控制及熄火保护功能, 温度均匀, 最高限温320度。

Features

- Burners with different power outputs (9KW, 7.5KW, 4.5KW and 3.5KW) are available and easy to replace.
- The burners are manufactured through precision casting and hard plating to make sure that flames are stable and endurable; flames of the burner are designed to be flower-shaped and are adjustable, emphasizing high efficiency and energy conservation.
- Stretch forming cooking surface, easy to clean.
- The burners are located in the projected part of the basin and prevent water from overflowing.
- Equipped with heavy hobs and extra long handles, this stove can be used for frying, stewing and roasting with very small cookers.
- It is equipped with a flame failure device and a flame size control device and it is easy to operate.
- The oven offers temperature control and flame failure protection functions to achieve even temperature distribution. The highest temperature can reach 320 °C.

四头燃气煲仔炉连焗炉  
Gas Range With 4-Burner & Gas Oven



型号Model	耗气量 Gas Consumption	功率Power (KW)	净重N (KG)	规格 Dimensions (mm)
ZH-RQ-4	液化气LPG2800-3700Pa(kg/h) 天然气NG2000-2500Pa(m³/h)	6.5 × 4+5.8	156	800x900x(850+70) 焗炉尺寸/Oven Dimension: 560x700x270

四头燃气煲仔炉连柜座  
Gas Range 4-Burner With Cabinet



型号Model	耗气量 Gas Consumption	功率Power (KW)	净重N (KG)	规格 Dimensions (mm)
ZH-RA-4	液化气LPG2800-3700Pa(kg/h) 天然气NG2000-2500Pa(m³/h)	7.8 × 4	136	800x900x(850+70)



900豪华立式组合炉  
900 MODULAR COOKING RANGE

900豪华立式组合炉  
900 MODULAR COOKING RANGE

四头燃气煲仔炉连焗炉  
Gas Range With 4-Burner & Gas Oven



型号Model	US-RQ-4	
耗气量 Gas Consumption	液化气LPG2800-3700Pa(kg/h) 天然气NG2000-2500Pa(m³/h)	2.08 3.15
功率Power (KW)	7.5x2+4.5x2+5.8	
净重N (KG)	192	
规格 Dimensions (mm)	800×900×(850+70) 焗炉尺寸/Oven Dimension: 560×700×270	

六头燃气煲仔炉连柜座  
Gas Range 6-Burner With Cabinet



型号Model	ZH-RA-6	
耗气量 Gas Consumption	液化气LPG2800-3700Pa(kg/h) 天然气NG2000-2500Pa(m³/h)	2.49 4.13
功率Power (KW)	6.5×6	
净重N (KG)	179	
规格 Dimensions (mm)	1200×900×(850+70)	

六头燃气煲仔炉连柜座  
Gas Range 6-Burner With Cabinet



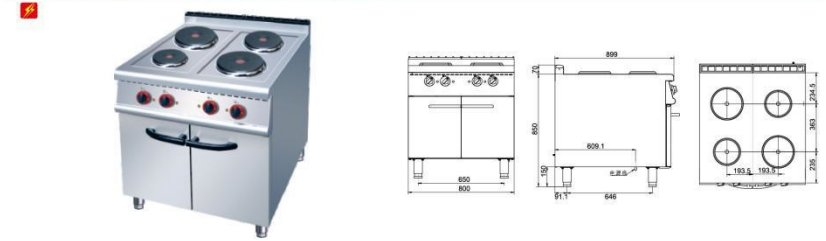
型号Model	US-RA-6	
耗气量 Gas Consumption	液化气LPG2800-3700Pa(kg/h) 天然气NG2000-2500Pa(m³/h)	2.39 3.81
功率Power (KW)	7.5×3+4.5×3	
电压Volts (V)	—	
净重N (KG)	—	
规格 Dimensions (mm)	1200×900×(850+70)	

四头电煮食炉连焗炉  
Electric 4-Plate Cooker With Oven



型号Model	ZH-TT-4	
耗气量 Gas Consumption	—	
功率Power (KW)	13	
电压Volts (V)	380	
净重N (KG)	104	
规格 Dimensions (mm)	800×900×(850+70) 焗炉内腔尺寸/Internal Chamber Dimension: 560×700×270	

四头电煮食炉连柜座 Electric 4 Hot-Plate Cooker With Oven



型号Model	功率Power(kw)	电压Volts (V)	净重N (KG)	规格Dimensions(mm)
ZH-TE-4	9.2	380	63	800×900×(850+70)

特点

- 壳体全部采用304不锈钢材质，台面厚达1.5mm，保证台面足够强度。
- 核心部件（如电热板、温控器等）德国进口，最大限度保障性能稳定可靠。
- 煮食炉三档调节，每个炉头单独按钮控制。
- 超温保护功能，确保使用安全。
- 6寸不锈钢可调脚，可调节范围正负25mm可调。

Features

- The housing is made of 304 stainless steel and the worktop is 1.5mm thick thickness to ensure strength.
- Core accessories (including hot plates and thermostats) made in Germany are adopted to ensure stable and reliable performance.
- The cooker has 3-position selector switches to adjust and regulate heating. One switch is provided for each burner.
- It is equipped with safety thermostats to ensure safety.
- The 20cm stainless steel feet can be adjusted; adjustable range: plus or minus 25cm.

四头电煮食炉连柜座  
Electric 4 Hot-Plate Cooker With Cabinet



型号Model	ZH-TE-4A	
功率Power (KW)	4×4	
电压Volts (V)	380	
净重N (KG)	63	
规格 Dimensions (mm)	800×900×(850+70)	


四头电煮食炉连焗炉  
Electric 4 Hot-Plate Cooker With Oven



型号Model	ZH-TT-4A	
功率Power (KW)	4×4+ (上1.8+下3)	
电压Volts (V)	380	
净重N (KG)	129	
规格 Dimensions (mm)	800×900×(850+70) 焗炉内腔尺寸/Internal Chamber Dimension of the Oven: 560×700×270	

900豪华立式组合炉  
900 MODULAR COOKING RANGE

六头电煮食炉连焗炉 Electric 6 Hot-Plate Cooker With Oven



型号Model	功率Power(kw)	电压Volts (V)	净重N (KG)	规格Dimensions(mm)
ZH-TT-6A	4×6+ (上1.8+下3)	380	179	1200×900× (850+70) 焗炉尺寸/Oven Dimension: 560×700×270
配件: 烤箱烤网1个 Accessories:Oven wire rack: 1				

特点

- 壳体全部采用304不锈钢材质, 台面厚达1.5mm, 保证台面足够强度。
- 核心部件 (如电热板、温控器等) 德国进口, 最大限度保障性能稳定可靠。
- 煮食炉六档调节, 每个炉头单独按钮控制。
- 焗炉温控范围60 - 320°C可调。
- 超温保护功能, 最高限温340°C, 确保使用安全。
- 6寸不锈钢可调脚, 可调范围正负25mm可调。

Features

- The housing is made of 304 stainless steel and the worktop is 1.5mm thick thickness ensuring strength.
- Core accessories (including hot plates and thermostats) made in Germany are adopted to ensure stable and reliable performance.
- The cooker has 6-position selector switches to adjust and regulate heating. One switch is provided for each burner.
- Adjustable temperature of the oven with a range of 60-320°C.
- Equipped with safety thermostats, the cooker's maximum temperature is 340°C to ensure safety.
- The 20cm stainless steel feet can be adjusted; adjustable range: plus or minus 25cm.

六头电煮食炉连柜座 Electric 6 Hot-Plate Cooker With Cabinet



型号Model	功率Power(kw)	电压Volts (V)	净重N (KG)	规格Dimensions(mm)
ZH-TE-6A	4×6	380	179	1200×900× (850+70) 焗炉尺寸/Oven Dimension: 560×700×270

特点

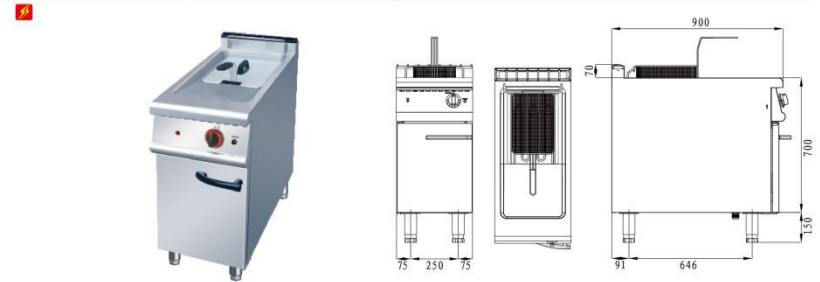
- 壳体全部采用304不锈钢材质, 台面厚达1.5mm, 保证台面足够强度。
- 核心部件 (如电热板、温控器等) 德国进口, 最大限度保障性能稳定可靠。
- 煮食炉三档调节, 每个炉头单独按钮控制。
- 超温保护功能, 确保使用安全。
- 6寸不锈钢可调脚, 可调范围正负25mm可调。

Features

- The housing is made of 304 stainless steel and the worktop is 1.5mm thick thickness to ensure strength.
- Core accessories (including hot plates and thermostats) made in Germany are adopted to ensure stable and reliable performance.
- The cooker has 3-position selector switches to adjust and regulate heating. One switch is provided for each burner.
- It is equipped with safety thermostats to ensure safety.
- The 20cm stainless steel feet can be adjusted; adjustable range: plus or minus 25cm.

900豪华立式组合炉  
900 MODULAR COOKING RANGE

单缸单筒电炸炉连柜座 Electric 1-Tank Fryer (1-Basket) With Cabinet



型号Model	功率Power(kw)	电压Volts (V)	容量Capacity(L)	净重N (KG)	规格Dimensions(mm)
ZH-TC-1	12	380	24	60	400×900× (850+70)

特点

- 台面一体拉伸成型, 易于清洁。
- 大空间冷油区, 烹饪时即使食物溢出炸篮落入缸底冷油区也不会烧焦, 从而提高了油的重复利用率及油炸效果。

Features

- Stretch forming worktop, easy to clean.
- The large oil cold zone can assure that food outside the basket will not be burned, improving the utilization rate of the oil and deep fry performance.

双缸双筒燃气炸炉连柜座 Gas 2-Tank Fryer(2-Basket) With Cabinet



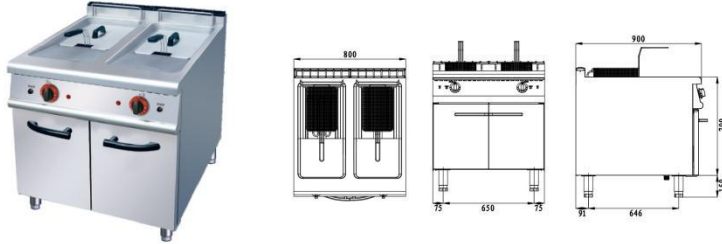
型号Model	ZH-RC-2(F)		ZH-RC-1(F)	
耗气量 Gas Consumption	液化气LPG2800-3700Pa(kg/h)	2.58	液化气LPG2800-3700Pa(kg/h)	1.29
功率Power (KW)	天然气NG2000-2500Pa(m³/h)	3.28	天然气NG2000-2500Pa(m³/h)	1.64
容量 Capacity(L)	31		15.5	
净重N (KG)	(20±2)×2		20±2	
规格 Dimensions (mm)	103		60	
	800×900×(850+70)		400×900× (850+70)	

单缸单筒燃气炸炉连柜座 Gas 1-Tank Fryer(1-Basket) With Cabinet





双缸双筒电炸炉连柜座 Electric 2-Tank Fryer (2-Basket) With Cabinet



型号Model	功率Power(kw)	电压Volts (V)	净重N (KG)	规格Dimensions(mm)	油缸容量Capacity(L)
ZH-TC-2	24	380	94	800×900×(850+70)	24x2


特点

- 台面一体拉伸成型，易于清洁。缸内油温均匀，缸底有足够的冷油区，即使食物溢出炸篮，也不会被烧焦，从而提高了油的重复利用率及油炸效果。

Features

- The oil temperature in the tank is even. The large oil cold zone at the bottom of the tank can assure that food outside the basket will not be burned, improving the utilization rate of the oil and deep fry performance.

电煮面炉连柜座 Electric Noodle Boiler With Cabinet



型号Model	功率Power(kw)	电压Volts (V)	净重N (KG)	规格Dimensions(mm)
ZH-TM-16	18	380	86	800×900×(850+70)
ZH-TM-8	9	380	45	400×900×(850+70)

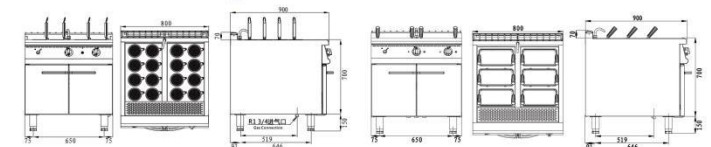
特点

- 功率大，升温快，效率高。
- 外形全不锈钢，简约美观，清洗方便，易保洁。
- 进水、排水方便快捷。
- 可调节炉脚。
- 独特喷流式设计，操作简单。

Features

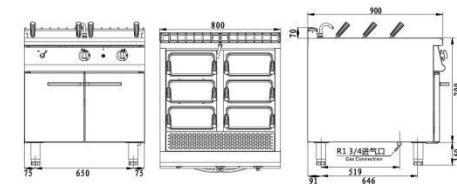
- High power output, quick heating and high efficiency.
- All Stainless steel body, nice-looking and easy to clean.
- Water can be easily poured in and drained.
- It is equipped with adjustable feet.
- Unique electric jet flow design makes it easy to operate.

燃气煮面炉连柜座 Gas Noodle Boiler With Cabinet



型号Model	ZH-RM-16	ZH-TM-S6	ZH-TM-S3
耗气量 Gas Consumption	液化气LPG 2800-3700Pa(kg/h) 天然气NG 2000-2500Pa(m³/h)	1.82 2.32	
功率Power (KW)	22	18	8.4
电压Volts (V)		380	380
净重N (KG)	100	86	45
规格 Dimensions (mm)	800×900×(850+70)	800×900×(850+70)	400×900×(850+70)

燃气煮粉炉连柜座 Gas Pasta Cooker With Cabinet



型号Model	热功率Power(kw)	净重N (KG)	规格Dimensions(mm)	耗气量 Gas Consumption	
				液化气LPG 2800-3700Pa(kg/h)	天然气NG 2000-2500Pa(m³/h)
ZH-RM-S6	22	100	800×900×(850+70)	1.82	2.32

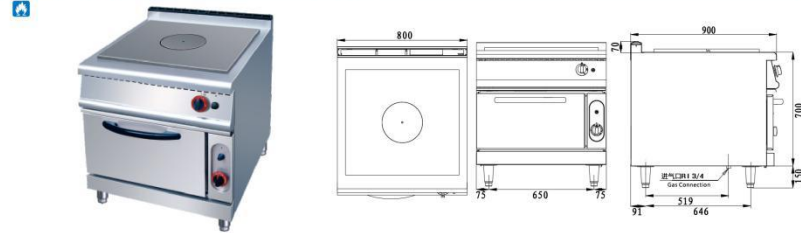
特点

- 功率大，升温快，效率高。
- 外形全不锈钢，简约美观，清洗方便，易保洁。
- 进水、排水方便快捷。
- 可调节炉脚。
- 独特喷流式设计，操作简单。

Features

- High power output, quick heating and high efficiency.
- All Stainless steel body, nice-looking and easy to clean.
- Water can be easily poured in and drained.
- It is equipped with adjustable feet.
- Unique electric jet flow design makes it easy to operate.

法式燃气热铁板炉连烤箱 Gas Solid Top With Gas Oven



型号Model	热功率Power(kw)	净重N (KG)	规格Dimensions(mm)	耗气量Gas Consumption	
ZH-RT	10+5.8	165	800 x 900 x (850+70) 焗炉尺寸/Oven Chamber Dimension: 560 x 700 x 270	液化气LPG 2800-3700Pa(kg/h)	天然气NG 2000-2500Pa(m <sup>3</sup> /h)
				1.31	1.83

配件: 烤箱网架1个

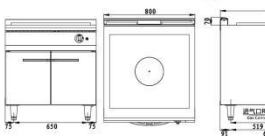
特点

- 功率大, 升温快, 效率高。
- 外形全不锈钢, 简约美观, 清洗方便。
- 压铸铁板, 导热槽传热快。
- 可调节炉脚。

Features

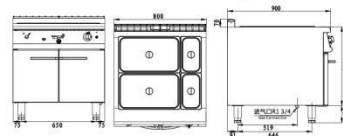
- High power output, quick heating and high efficiency.
- All Stainless steel body,nice-looking and easy to clean.
- It adopts die casting iron top with heat conducting grooves, which can conduct heat fast and keep food warm.
- It is equipped with adjustable feet.

法式燃气热铁板炉连柜座 Gas Solid Top With Cabinet



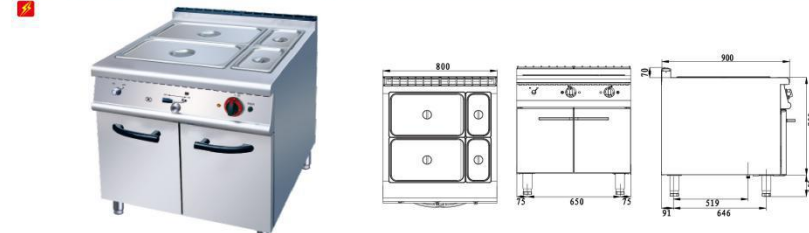
型号Model	ZH-RE	
耗气量 Gas Consumption	液化气LPG2800-3700Pa(kg/h)	0.83
	天然气NG2000-2500Pa(m <sup>3</sup> /h)	1.06
功率Power (KW)	10	
净重N (KG)	112	
规格 Dimensions (mm)	800 x 900 x ( 850+70 )	

燃气保温炉连柜座 Gas Bain Marie With Cabinet



型号Model	ZH-RB	
耗气量 Gas Consumption	液化气LPG2800-3700Pa(kg/h)	0.43
	天然气NG2000-2500Pa(m <sup>3</sup> /h)	0.55
功率Power (KW)	6	
净重N (KG)	90	
规格 Dimensions (mm)	800 x 900 x ( 850+70 )	

电保温炉连柜座 Electric Bain Marie With Cabinet



型号Model	功率Power(kw)	电压Volts (V)	净重N (KG)	规格Dimensions(mm)
ZH-TB	6	380	86	800x900x (850+70)

配件: 1/1"份数盒2个, 1/3"份数盒2个

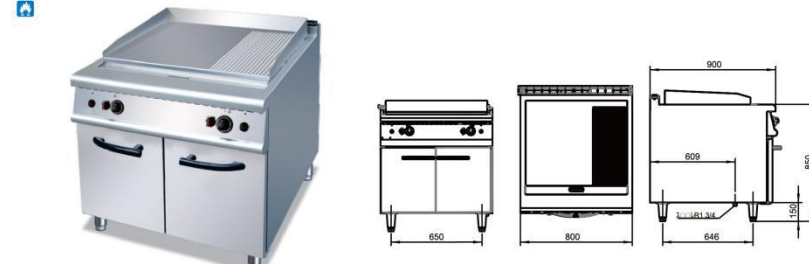
特点

- 功率大, 升温快, 效率高, 防干烧。
- 外形全不锈钢, 简约美观, 清洗方便, 易保洁。
- 双向进水、排水人性化设计, 操作简单、便捷。
- 不锈钢可调节炉脚, 随意调节设备角度。

Features

- High power output, quick heating, high efficiency and anti-dry heating.
- All Stainless steel body,nice-looking and easy to clean.
- The user-friendly design of two-way water inlet and outlet makes it convenient and easy to operate.
- With adjustable stainless steel feet, users can adjust the angle of the equipment as they want.

燃气1/3坑扒炉连柜座 Gas Griddle (2/3Flat&1/3Grooved) With Cabinet



型号Model	热功率Power(kw)	电压Volts (V)	净重N (KG)	规格Dimensions(mm)	耗气量Gas Consumption	
ZH-RG(F)	11.8	—	125	800x900x(850+70) 扒板尺寸/Griddle size: 725 x 610 x 20	液化气LPG 2800-3700Pa(kg/h)	天然气NG 2000-2500Pa(m <sup>3</sup> /h)
					0.771	1.101

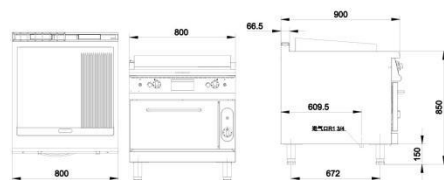
特点

- 功率大, 升温快, 效率高。
- 外形全不锈钢, 简约美观, 清洗方便。
- 镀铬扒板, 减少热量分散。
- 可调节炉脚。

Features

- High power output, quick heating and high efficiency.
- All Stainless steel body,nice-looking and easy to clean.
- Chromed plate can help reduce heat loss.
- It is equipped with adjustable feet.

燃气1/3坑扒炉连焗炉 Gas Griddle (2/3Flat&1/3Grooved) With Gas Oven



型号Model	热功率Power(kw)	净重N (KG)	规格Dimensions(mm)	耗气量Gas Consumption	
ZH-RU(F)	11.8+5.8	178	800×900×(850+70) 扒板尺寸/Griddle size: 725×610×20 焗炉尺寸/Oven Chamber Dimension: 560×700×270	液化气LPG 2800-3700Pa(kg/h)	天然气NG 2000-2500Pa(m³/h)
配件: 烤箱网架1个					

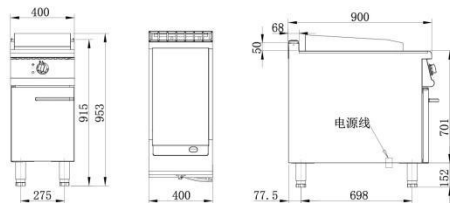
特点

- 功率大, 升温快, 效率高。
- 外形全不锈钢, 简约美观, 清洗方便。
- 镀铬扒板, 减少热量分散。
- 可调节炉脚。

Features

- High power output, quick heating and high efficiency.
- All Stainless steel body,nice-looking and easy to clean.
- Chromed plate can help reduce heat loss.
- It is equipped with adjustable feet.

燃气全平扒炉连单门柜座 Gas Griddle With Cabinet



型号Model	热功率Power(kw)	电压Volts (V)	净重N (KG)	规格Dimensions(mm)	耗气量Gas Consumption	
ZH-RGA(F)	5.9	—	68	400×900×(850+70) 扒板尺寸/Griddle size: 350×610×20	液化气LPG 2800-3700Pa(kg/h)	天然气NG 2000-2500Pa(m³/h)

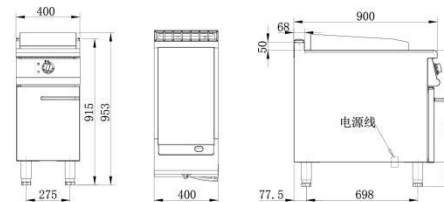
特点

- 功率大, 升温快, 效率高。
- 外形全不锈钢, 简约美观, 清洗方便。
- 镀铬扒板, 减少热量分散。
- 可调节炉脚。

Features

- High power output, quick heating and high efficiency.
- All Stainless steel body,nice-looking and easy to clean.
- Chromed plate can help reduce heat loss.
- It is equipped with adjustable feet.

电全平扒炉连单门柜座 Electric Griddle With Cabinet



型号Model	功率Power(kw)	电压Volts (V)	净重N (KG)	规格Dimensions(mm)
ZH-TG400	5.1	380	68	400×900× (850+70)

特点

- 功率大, 升温快, 效率高。
- 外形全不锈钢, 简约美观, 清洗方便。
- 镀铬扒板, 减少热量分散。
- 可调节炉脚。

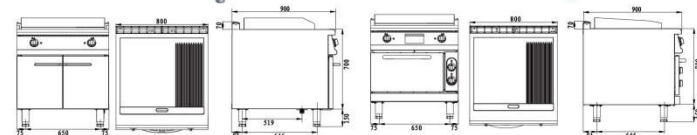
Features

- High power output, quick heating and high efficiency.
- All Stainless steel body,nice-looking and easy to clean.
- Chromed plate can help reduce heat loss.
- It is equipped with adjustable feet.

电1/3坑扒炉连柜座 Electric Griddle (2/3Flat&1/3Grooved) With Cabinet



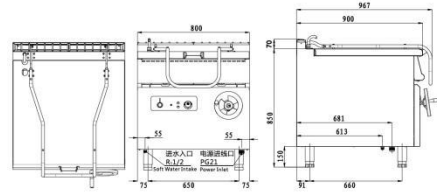
电1/3坑扒炉连焗炉 Electric Griddle(2/3Flat&1/3Grooved) With Electric Oven



型号Model	ZH-TG	ZH-TU
功率Power (KW)	12	12+ (上1.8+下3)
电压Volts (V)	380	380
净重N (KG)	124	177
规格Dimensions (mm)	800×900(850+70) 扒板尺寸/Griddle size: 725×610×20	800×900× ( 850+70 ) 扒板尺寸/Griddle size: 725×610×20 焗炉尺寸/Oven Chamber Dimension: 560×700×270



可倾斜式电炒锅 Electric Tilting Braising Pan



型号Model	功率Power(kw)	电压Volts (V)	容量Capacity(L)	净重N (KG)	规格Dimensions(mm)
ZH-TS	12	380	80	135	800×900×(850+70)

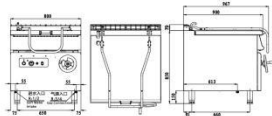
特点

- 一炉多用煎、炒、扒、煮样样精通，性价比高。
- 外壳使用304材质，铸铁烟道装饰条。
- 锅体采用304不锈钢材质，锅底采用316厚10mm不锈钢材料，保证锅的耐腐蚀性及热传导的均衡。
- 可倾斜锅体设计，最大程度方便用户转移锅内食品。
- 自动控温设置，温控范围50-300℃可调。
- 超温保护功能，最高限温340℃，确保使用安全。
- 锅体可倾斜翻转功能，手动升降可精确控制提升高度，锅起断电装置。
- 易于清洁的锅底圆弧设计，最大限度的避免卫生死角。
- 便于清理锅内残渣。
- 高效能铸铁储能板，防止热能过早流失，提高热效率，保障锅底部的热均匀性。
- 6寸不锈钢可调脚，可调范围正负25mm可调。

Features

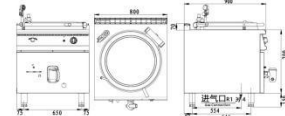
- This product is multifunctional and can be used for frying, stir frying, cooking steak and braising, which means that it has extremely high price-performance ratio.
- The housing is made of 304 stainless steel and decorated with cast iron flue trims.
- The pan is made of 304 stainless steel with a bottom made of 10mm thick 316 stainless steel plate to ensure the corrosion resistance of the pan and even heat conduction.
- It adopts tilting pan design to help users remove the food inside the pan.
- Automatic temperature setting with a temperature range of 50-300°C.
- Equipped with safety thermostats, the cooker's maximum temperature is 340°C to ensure safety.
- The pan can be tilted and turned upside down. Lifting the pan annually can accurately control the lifting height. A device is adopted to cut off power supply when the pan is removed.
- The bottom of the pan adopts curved design to make sure it can be completely cleaned.
- It is easy to clean the residues in the pan.
- It adopts high-efficiency iron energy-storage boards to avoid early loss of heat and improve heat efficiency, thus ensuring even heat on the bottom of the cooker.
- The 25cm stainless steel feet can be adjusted; adjustable range: plus or minus 25cm.

可倾斜式燃气炒锅 Gas Tilting Braising Pan



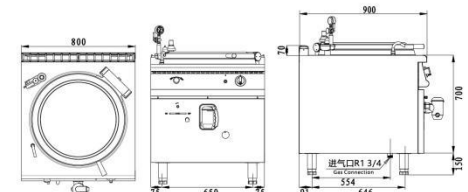
型号Model	ZH-RS
耗气量 Gas Consumption	液化气LPG2800-3700Pa(kg/h) 1.75 天然气NG2000-2500Pa(m³/h) 2.22
功率Power (KW)	21
压力Pressure(kPa)	≤50
净重N (KG)	140
规格 Dimensions (mm)	800×900×(850+70)
容积 Capacity(L)	80

燃气夹层汤锅 Gas Jacketed Boiling Pan



型号Model	ZH-RO150
耗气量 Gas Consumption	液化气LPG2800-3700Pa(kg/h) 1.78 天然气NG2000-2500Pa(m³/h) 2.58
功率Power (KW)	25
压力Pressure(kPa)	≤50
净重N (KG)	140
规格 Dimensions (mm)	800×900×(850+70)
容积 Capacity(L)	150

燃气夹层汤锅 Gas Jacketed Boiling Pan



型号Model	功率Power(kw)	压力(kPa) Pressure	容量Capacity(L)	净重N (KG)	规格Dimensions(mm)	耗气量Gas Consumption
ZH-RO100	25	≤50	100	137	800×900×(850+70)	液化气LPG 2800-3700Pa(kg/h) 2.08 天然气NG 2000-2500Pa(m³/h) 2.65

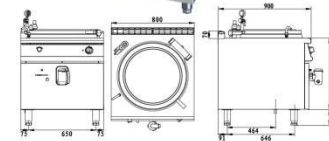
特点

- 功率大，升温快，高效节能，高压加热，安全可靠，防干烧。
- 外形全不锈钢，简约美观，清洗方便，易保洁。
- 进水、排水方便快捷。
- 可调节炉脚。
- 汤桶内置过滤网，操作简单。

Features

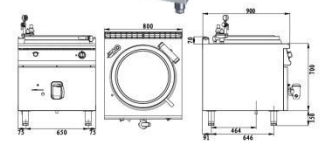
- With high power output, this product can heat up fast and ensures high efficiency and energy conservation. High pressure heating makes it safe and reliable. Dry heating could be avoided.
- All Stainless steel body, nice-looking and easy to clean.
- Water can be easily poured in and drained.
- It is equipped with adjustable feet.
- The cooking pot has strainer inside it, which makes it easy to operate.

电夹层汤锅 Electric Jacketed Boiling Pan



型号Model	ZH-TO100
功率Power (KW)	18
电压Volts (V)	380
净重N (KG)	122.5
规格 Dimensions (mm)	800×900×(850+70)
压力Pressure(kPa)	≤50
容积 Capacity(L)	100

电夹层汤锅 Electric Jacketed Boiling Pan

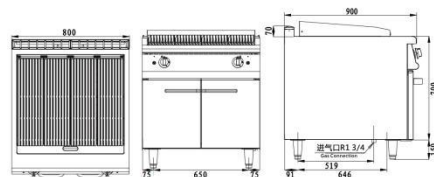


型号Model	ZH-TO150
功率Power (KW)	24
电压Volts (V)	380
净重N (KG)	130
规格 Dimensions (mm)	800×900×(850+70)
压力Pressure(kPa)	≤50
容积 Capacity(L)	150



PAGE 17 900豪华立式组合炉 900 MODULAR COOKING RANGE (FLOOR TYPE)

燃气烧烤炉连柜座 Gas Lava Rock Grill With Cabinet



型号Model	功率Power(kw)	电压Volts (V)	净重N (KG)	规格Dimensions(mm)	耗气量Gas Consumption	
ZH-RH	17	—	128	800×900× (850+70)	液化气LPG 2800-3700Pa(kg/h)	天然气NG 2000-2500Pa(m³/h)
					1.20	1.76

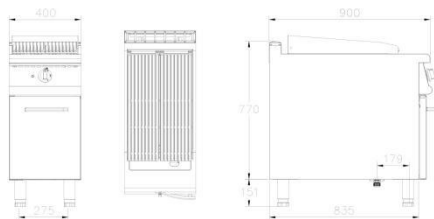
特点

- 功率大，升温快，效率高。
- 外形全不锈钢，简约美观，清洗方便。
- 铸铁烤网保持热惯性。
- 可调节炉脚。

Features

- High power output, quick heating and high efficiency.
- All Stainless steel body,nice-looking and easy to clean;
- The cast iron grid can keep thermal inertia.
- It is equipped with adjustable feet.

燃气岩火烧烤炉连柜座 Gas Griddle With Cabinet



型号Model	热功率Power(kw)	电压Volts (V)	净重N (KG)	规格Dimensions(mm)	耗气量Gas Consumption	
ZH-RHA	8.5	—	68	400×900×(850+70) 扒板尺寸/Griddle size: 350×610×20	液化气LPG 2800-3700Pa(kg/h)	天然气NG 2000-2500Pa(m³/h)
					0.6	0.88

特点

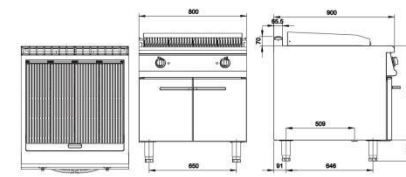
- 功率大，升温快，效率高。
- 外形全不锈钢，简约美观，清洗方便。
- 镀铬扒板，减少热量分散。
- 可调节炉脚。

Features

- High power output, quick heating and high efficiency.
- All Stainless steel body,nice-looking and easy to clean.
- Chromed plate can help reduce heat loss.
- It is equipped with adjustable feet.

900豪华立式组合炉 900 MODULAR COOKING RANGE (FLOOR TYPE) PAGE 18

电烧烤炉连柜座 Electric Radiant Grill With Cabinet



型号Model	功率Power(kw)	电压Volts (V)	净重N (KG)	规格Dimensions(mm)
ZH-TH	12	380	128	800×900× (850+70)
ZH-TH-400	6	380	65	400×900× (850+70)

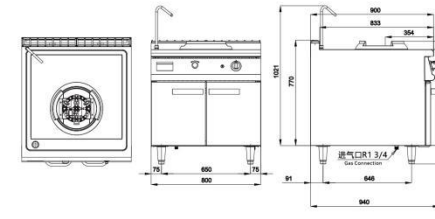
特点

- 功率大，升温快，效率高。
- 外形全不锈钢，简约美观，清洗方便。
- 铸铁烤网保持热惯性。
- 可调节炉脚。

Features

- High power output, quick heating and high efficiency.
- All Stainless steel body,nice-looking and easy to clean.
- The cast iron grid can keep thermal inertia.
- It is equipped with adjustable feet.

西式炒炉 Gas Wok Range



型号Model	功率Power(kw)	规格Dimensions(mm)	耗气量Gas Consumption	
ZH-CR	24	800×900× (850+70)	液化气LPG 2800-3700Pa(kg/h)	天然气NG 2000-2500Pa(m³/h)
			1.99	2.54

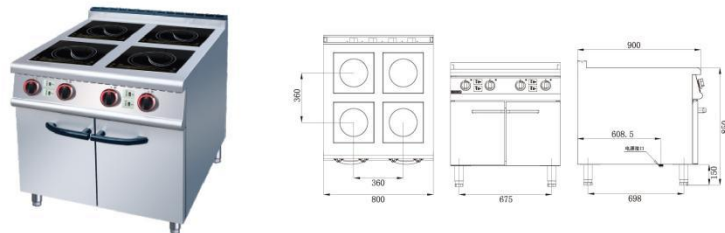
特点

- 双层加厚设计：加厚板材、保证炉具的高强度和韧性，经久耐用，不易变形。
- 高效能炉头，效率高，性价比强；自有熄火保护装置，安全又放心。

Features

- Double-layer design of thickened plates ensures high stiffness and toughness of the cooker, making it durable and tenacious.
- It adopts high-efficiency burners ensuring high efficiency and price-performance ratio. The built-in flame failure protection device ensures safety.

四头电磁炉连柜座 Hot Plate with Cabinet



型号Model	功率Power(kw)	电压Volts (V)	净重N (KG)	规格Dimensions(mm)
ZH-IC-4	10~20	380	—	800×900× (850+70)

特点

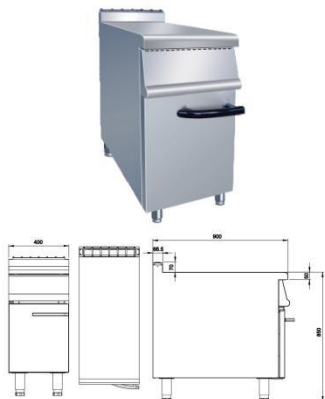
- 面板一体拉伸成型，无缝焊接，便于清洁。
- 独立4个烹饪区，每个5KW/3.5KW，8档调节。
- 高强度耐磨微晶板，防刮耐磨。
- 高效散热，8道大范围散热口，有效提升散热能力。
- 采用技术领先的德国 "Infineon" IGBT模块，性能稳定。
- 国家专利线盘，无盲区，火力更均匀。

Features

- Countertop plate with one stretch forming and seamless welding, easy for cleaning.
- 4 separate cooking burners and each one is 5KW/3.5KW, 8 different selections.
- High strength and wear-resisting microcrystalline plate, it is anti-scraping and wear-resisting.
- 8 pcs wide range of heat dissipation with high efficiency, effectively improves heat dissipation capacity.
- Adopt advanced "Infineon" IGBT module from Germany with stable performance.
- National patent wire coil, without blind area and with more even firepower.

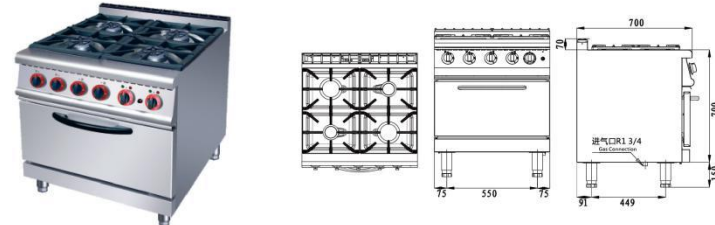
工作台连柜座

Neutral Working Table With Cabinet



型号Model	ZH-GT400
净重N (KG)	35
规格 Dimensions (mm)	400×900× (850+70)

四头燃气煲仔炉连焗炉 Gas Range 4 Burner With Gas Oven



型号Model	功率Power(kw)	电压Volts (V)	净重N (KG)	规格Dimensions(mm)	耗气量Gas Consumption
JZH-RQ-4	6.5 × 4 × 5.8	—	117	700 × 700 × ( 850+70 ) 焗炉尺寸/Oven Chamber Dimension:560 × 600 × 270	液化气LPG 2800~3700Pa(kg/h) 2.14 天然气NG 2000~2500Pa(m³/h) 3.36

配件: 烤箱网架1个 Accessories:Oven wire rack: 1

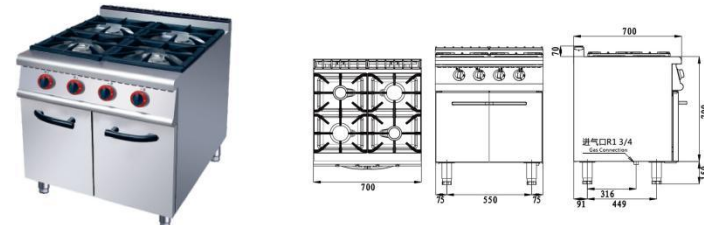
特点

- 炉头功率可达7KW，环形火焰设计，效率高。
- 炉头采用精密铸造，火力稳定坚固耐用。
- 炉头火焰大小可调节。
- 炉面模具拉伸成型，易于清洁。
- 重型炉架，超长炉柄，可用于各种最小的锅。
- 带熄火保护及大小火控制装置，操作简单。
- 烤箱带温度控制及超温保护功能，最高限温340度。

Features

- The power output of the burner can reach 7KW. Annular flame ensures high efficiency.
- The burners are manufactured through precision casting to make sure that flames are stable and endurable.
- The flame of the burner is adjustable.
- Stretch forming cooking surface, easy to clean.
- Equipped with heavy hobs and extra long handles, this stove can be used for frying, stewing and roasting with very small cookers.
- It is equipped with flame failure and flame size control device and easy to operate.
- The oven offers temperature control and over temperature protection functions to achieve even temperature distribution.
- The highest temperature can reach 340 °C.

四头燃气煲仔炉连柜座 Gas Range 4 Burner With Cabinet



型号Model	功率Power(kw)	电压Volts (V)	净重N (KG)	规格Dimensions(mm)	耗气量Gas Consumption
JUS-RA-4	4.5 × 2+3.5 × 2	—	168	700×700×(850+70)	液化气LPG 2800~3700Pa(kg/h) 1.13 天然气NG 2000~2500Pa(m³/h) 1.69

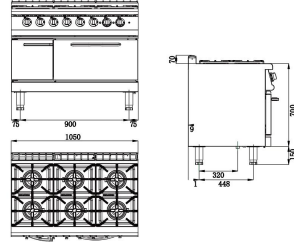
特点

- 炉头功率多种且易于更换，有9KW、7.5KW、4.5KW、3.5KW供客户选择。
- 炉头采用精密铸造，镀硬铬加工而成，火力稳定经久耐用。
- 炉头为花型火焰设计，效率高节能，火焰大小可调节。
- 炉面模具拉伸成型，易于清洁。
- 炉头位于水盆凸起部位，可防止溢出。
- 重型炉架，超长炉柄，可用于各种最小的锅。
- 带熄火保护及大小火控制装置，操作简单。

Features

- Burners with different power outputs (9KW, 7.5KW, 4.5KW and 3.5KW) are available and easy to replace.
- The burners are manufactured through precision casting and plated with hard chrome to make sure that flames are stable and endurable.
- The crown burner design to ensure high efficiency and save energy. Besides, the flames is adjustable.
- Stretch forming cooking surface, easy to clean.
- The burners are located in the projected part of the basin and prevent water from overflowing.
- Equipped with heavy hobs and extra long handles, this stove can be used for frying, stewing and roasting with very small cookers.
- It is equipped with flame failure and flame size control device and easy to operate.

## 六头燃气煲仔炉连焗炉 Gas Range 6 Burner With Gas Oven



型号Model	功率Power(kw)	电压Volts (V)	净重N (KG)	规格Dimensions(mm)	耗气量Gas Consumption	
JZH-TQ-6	6.5x6+(上1.8+下3)	380	144	1050x700x(850+70) 焗炉尺寸/Oven Chamber Dimension:560 x 600 x 270	液化气LPG 2800-3700Pa(kg/h) 2.49	天然气NG 2000-2500Pa(m³/h) 4.13

配件: 烤箱烤网1个 Accessories:Oven wire rack: 1

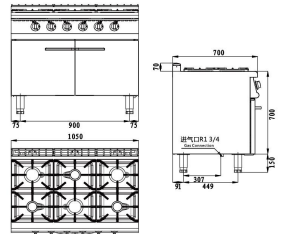
## 特点

- 炉头功率可达7KW, 环形火焰设计, 效率高。
- 炉头采用精密铸造, 火力稳定坚固耐用。
- 炉头火焰大小可调节。
- 炉面模具拉伸成型, 易于清洁。
- 重型炉架, 超长炉柄, 可用于各种最小的锅。
- 带熄火保护及大小火控制装置, 操作简单。
- 电烤箱带温度控制及超温保护功能, 最高限温340度。

## Features

- The power output of the burner can reach 7KW. Annular flame ensures high efficiency.
- The burners are manufactured through precision casting to make sure that flames are stable and enduring.
- The flame of the burner is adjustable.
- Stretch forming cooking surface, easy to clean.
- Equipped with heavy hobs and extra long handles, this stove can be used for frying, stewing and roasting with very small cookers.
- It is equipped with flame failure and flame size control device and easy to operate.
- The oven offers temperature control and over temperature protection function to achieve even temperature distribution. The highest temperature can reach 340 °C.

## 六头燃气煲仔炉连电焗炉 Gas Range 6 Burner With Cabinet



型号Model	功率Power(kw)	电压Volts (V)	净重N (KG)	规格Dimensions(mm)	耗气量Gas Consumption	
JUS-RA-6	4.5 x 3+3.5 x 3	—	—	1050x700x(850+70)	液化气LPG 2800-3700Pa(kg/h) 1.70	天然气NG 2000-2500Pa(m³/h) 2.54

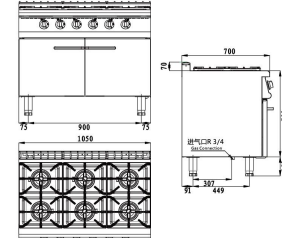
## 特点

- 炉头功率多种且易于更换, 有9KW、7.5KW、4.5KW、3.5KW供客户选择。
- 炉头采用精密铸造, 镀铬加工而成, 火力稳定经久耐用。
- 炉头为花型火焰设计, 效率高节能, 火焰大小可调节。
- 炉面模具拉伸成型, 易于清洁。
- 炉头位于水盆凸起部位, 可防止溢出。
- 重型炉架, 超长炉柄, 可用于各种最小的锅。
- 带熄火保护及大小火控制装置, 操作简单。

## Features

- Burners with different power outputs (9KW, 7.5KW, 4.5KW and 3.5KW) are available and easy to replace.
- The burners are manufactured through precision casting and plated with hard chrome to make sure that flames are stable and enduring.
- The crown burner design to ensure high efficiency and save energy. Besides, the flame is adjustable.
- Stretch forming cooking surface, easy to clean.
- The burners are located in the projected part of the basin and prevent water from overflowing.
- Equipped with heavy hobs and extra long handles, this stove applies to very small cookers.
- It is equipped with flame failure and flame size control device and easy to operate.

## 燃气六头煲仔炉连柜座 Gas Range 6 Burner With Cabinet



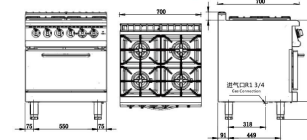
型号Model	功率Power(kw)	电压Volts (V)	净重N (KG)	规格Dimensions(mm)	耗气量Gas Consumption	
JZH-RA-6	6.5 x 6	—	—	1050 x 700 x ( 850+70 )	液化气LPG 2800-3700Pa(kg/h) 2.49	天然气NG 2000-2500Pa(m³/h) 4.13

## 特点

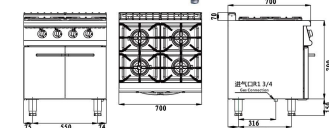
- 炉头功率可达7KW, 环形火焰设计, 效率高。
- 炉头采用精密铸造, 火力稳定坚固耐用。
- 炉头火焰大小可调节。
- 炉面模具拉伸成型, 易于清洁。
- 重型炉架, 超长炉柄, 可用于各种最小的锅。
- 带熄火保护及大小火控制装置, 操作简单。

## Features

- The power output of the burner can reach 7KW. Annular flame ensures high efficiency.
- The burners are manufactured through precision casting to make sure that flames are stable and enduring.
- The flame of the burner is adjustable.
- Stretch forming cooking surface, easy to clean.
- Equipped with heavy hobs and extra long handles, this stove applies to very small cookers.
- It is also equipped with a flame failure device and a flame size control device and easy to operate.

四头燃气煲仔炉连电焗炉  
Gas Range 4-Burner With Electric Oven

型号Model	JZH-TQ-4	
功率Power(kw)	6.5x4+ (上1.8+下3)	
电压Volts (V)	380	
净重N (KG)	111	
规格Dimensions(mm)	700x700x ( 850+70 ) 焗炉尺寸/Oven Chamber Dimension:560x600x270	
耗气量Gas Consumption	液化气LPG2800-3700Pa(kg/h)	1.66
	天然气NG2000-2500Pa(m³/h)	2.75

四头燃气煲仔炉连柜座  
Gas Range 4-Burner With Cabinet

型号Model	JZH-RA-4	
功率Power(kw)	6.5X4	
电压Volts (V)	—	
净重N (KG)	—	
规格Dimensions(mm)	700x700x(850+70)	
耗气量Gas Consumption	液化气LPG2800-3700Pa(kg/h)	1.66
	天然气NG2000-2500Pa(m³/h)	2.75



四头燃气煲仔炉连焗炉  
Gas Range 4-Burner With Oven



型号Model	JUS-RQ-4	
功率Power(kw)	4.5 × 2+3.5 × 2+5.8	
净重N (KG)	—	
规格 Dimensions(mm)	700 × 700 × ( 850+70 ) 焗炉尺寸/Oven Chamber Dimension:560×600×270	
耗气量 Gas Consumption	液化气LPG2800-3700Pa(kg/h)	1.61
	天然气NG2000-2500Pa(m³/h)	2.31

六头燃气煲仔炉连焗炉  
Gas Range 6-Burner With Gas Oven



型号Model	JZH-RQ-6	
功率Power(kw)	6.5 × 6+5.8	
净重N (KG)	155	
规格 Dimensions(mm)	1050 × 700 × ( 850+70 ) 焗炉尺寸/Oven Chamber Dimension: 560 × 600 × 270	
耗气量 Gas Consumption	液化气LPG2800-3700Pa(kg/h)	2.97
	天然气NG2000-2500Pa(m³/h)	4.74

六头燃气煲仔炉连焗炉  
Gas Range 6-Burner With Gas Oven



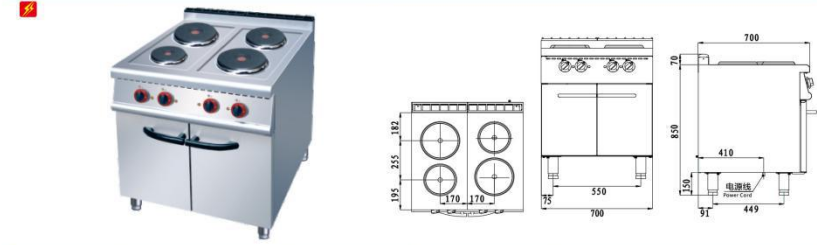
型号Model	JUS-RQ-6	
功率Power(kw)	4.5 × 3+3.5 × 3+5.8	
电压Volts (V)	—	
净重N (KG)	—	
规格 Dimensions(mm)	1050 × 700 × ( 850+70 ) 焗炉尺寸/Oven Dimension: 560 × 600 × 270	
耗气量 Gas Consumption	液化气LPG2800-3700Pa(kg/h)	2.18
	天然气NG2000-2500Pa(m³/h)	3.15

四头电煮食炉连电焗炉  
Electric 4-Plate Cooker With Electric Oven



型号Model	JZH-TT-4	
功率Power(kw)	2×2+2.6×2+ ( 1.8+下3)	
电压Volts (V)	380	
净重N (KG)	94	
规格 Dimensions(mm)	700×700×(850+70) 焗炉尺寸/Oven Dimension: 560 × 600 × 270	
耗气量 Gas Consumption	—	

四头电煮食炉连柜座 Electric 4-Plate Cooker With Cabinet



型号Model	功率Power(kw)	电压Volts (V)	净重N (KG)	规格Dimensions(mm)
JZH-TE-4	2×2+2.6×2	380	55	700×700×(850+70)

**特点**

- 壳体全部采用304不锈钢材质，台面厚达1.5mm，保证台面足够强度；
- 核心部件（如电热板、温控器等）德国进口，最大限度保障性能稳定可靠；
- 煮食炉三档调节，每个炉头单独按钮；
- 超温保护功能，确保使用安全；
- 6寸不锈钢可调脚，可调范围正负25度可调。

**Features**

- The housing is made of 304 stainless steel and the worktop is 1.5mm thick thickness to ensure strength.
- Core accessories (including hot plates and thermostats) made in Germany are adopted to ensure stable and reliable performance.
- The cooker has 3-position selector switches to adjust and regulate heating. One switch is provided for each burner.
- It is equipped with safety thermostats to ensure safety.
- The 20cm stainless steel feet can be adjusted; adjustable range: plus or minus 25cm.

双缸双筒电炸炉连柜座  
Electric 2-Tank Fryer (2-Basket) With Cabinet



型号Model	JZH-TC-2
功率Power(kw)	24
电压Volts (V)	380
净重N (KG)	77
容量Capacity(L)	24×2
规格 Dimensions(mm)	700×700×(850+70)

单缸单筒电炸炉连柜座  
Electric 1-Tank Fryer (1-Basket) With Cabinet



型号Model	JZH-TC-1
功率Power(kw)	12
电压Volts (V)	380
净重N (KG)	53
容量Capacity(L)	24
规格 Dimensions(mm)	360×700×(850+70)

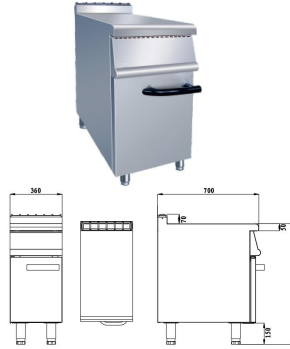


电意粉炉连柜座  
Electric Pasta Cooker With Cabinet



型号Model	JZH-TM-S4	JZH-TM-S2
功率Power(kw)	12	6
电压Volts (V)	380	380
净重N (KG)	75	38
规格Dimensions(mm)	700×700×(850+70)	400×700×(850+70)
耗气量Gas Consumption	—	—

工作台连柜座  
Neutral Working Table With Cabinet




型号Model	JZH-GT360
功率Power(kw)	—
电压Volts (V)	—
净重N (KG)	—
规格Dimensions(mm)	360×700×(850+70)

燃气1/3坑扒炉连柜座  
Gas Griddle (2/3 Flat & 1/3 Grooved) With Cabinet

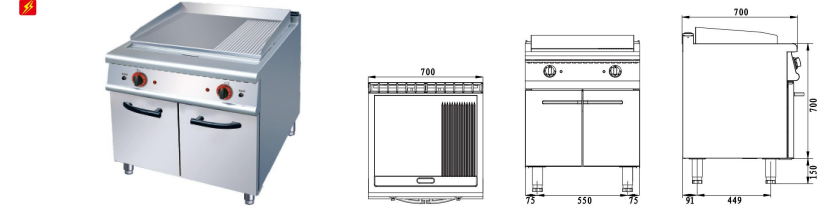


型号Model	JZH-RG(F)	JZH-RU(F)
功率Power(kw)	11.8	11.8+5.8
电压Volts (V)	—	—
净重N (KG)	95	148
规格Dimensions(mm)	700×700×(850+70) 扒板尺寸/Griddle size:625×496×20	700×700×(850+70) 扒板尺寸/Griddle size:625×496×20 焗炉尺寸/Oven Chamber Dimension:560×600×290
耗气量Gas Consumption	液化气LPG2800-3700Pa(kg/h) 0.771 天然气NG2000-2500Pa(m³/h) 1.101	液化气LPG2800-3700Pa(kg/h) 1.36 天然气NG2000-2500Pa(m³/h) 1.87

燃气1/3坑扒炉连焗炉  
Gas Griddle (2/3 Flat & 1/3 Grooved) With Gas Oven



电1/3坑扒炉连柜座 Electric Griddle(2/3 Flat & 1/3 Grooved)With Cabinet



型号Model	功率Power(kw)	电压Volts (V)	净重N (KG)	规格Dimensions(mm)
JZH-TG	9	380	86	700×700×(850+70) 扒板尺寸/Griddle size: 625×496×20

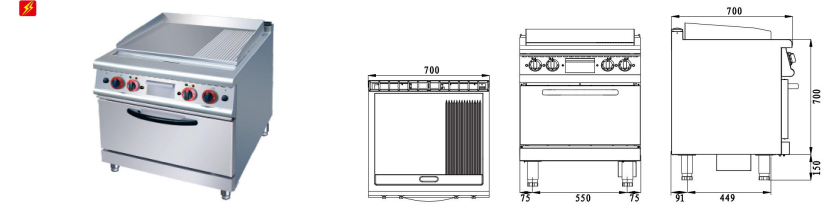
特点

- 功率大，升温快，效率高。
- 外形全不锈钢，简约美观，清洗方便。
- 镀铬扒板，减少热量分散。
- 可调节炉脚。

Features

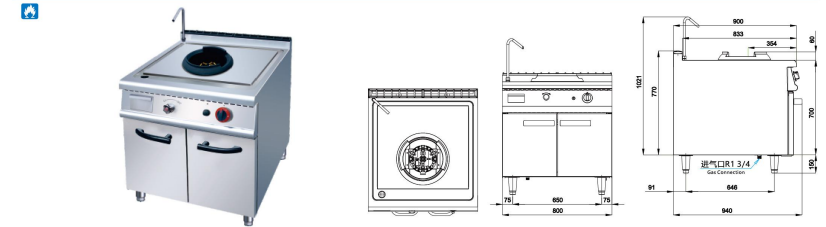
- High power output, quick heating and high efficiency.
- All stainless steel body with nice-looking and easy to clean.
- Chromed plate can help reduce heat loss.
- It is equipped with adjustable feet.

电1/3坑扒炉连焗炉 Electric Griddle(2/3 Flat & 1/3 Grooved)With Electric Oven



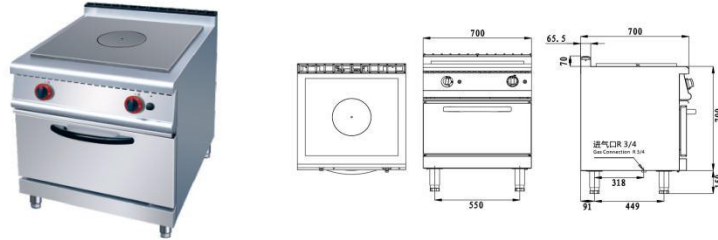
型号Model	功率Power(kw)	电压Volts (V)	净重N (KG)	规格Dimensions(mm)
JZH-TU	9+ (上1.8+下3)	380	139	700×700×(850+70) 扒板尺寸/Griddle plate size:625×496×20 焗炉尺寸/Oven Dimension:560×600×290

西式炒炉 Gas Wok Range



型号Model	功率Power(kw)	规格Dimensions(mm)	耗气量Gas Consumption	
JZH-CR	24	700×700×(850+70)	液化气LPG 2800-3700Pa(kg/h) 1.99	天然气NG 2000-2500Pa(m³/h) 2.54

## 法式燃气热铁板炉连烟炉 Gas Solid Top With Gas Oven



型号Model	功率Power(kw)	规格Dimensions(mm)	耗气量Gas Consumption	
JZH-RT	10+5.8	700×700×(850+70) 焗炉尺寸/Oven Chamber Dimension:560×600×290	液化气LPG 2800-3700Pa(kg/h)	天然气NG 2000-2500Pa(m³/h)
			1.31	1.67

## 特点

- 功率大，升温快，效率高。
- 外形全不锈钢，简约美观，清洗方便。
- 压铸铁板，导热热槽传热快。
- 可调节炉脚。


## Features

- High power output, quick heating and high efficiency.
- All stainless steel body with nice-looking and easy to clean.
- It adopts die casting iron top with heat conducting grooves, which can conduct heat fast and keep food warm.
- It is equipped with adjustable feet.

法式燃气热铁板炉连柜座  
Gas Solid Top With Cabinet

型号Model	功率Power(kw)	电压Volts (V)	净重N (KG)	容量Capacity(L)	规格Dimensions(mm)
JZH-RE	10	380	87	60	700×700× (850+70)
JZH-TH	9	380	95	60	700×700× (850+70)
耗气量 Gas Consumption					液化气LPG2800-3700Pa(kg/h) 0.83 天然气NG2000-2500Pa(m³/h) 1.06

## 燃气烧烤炉连柜座 Gas Lava Rock Grill With Cabinet



型号Model	功率Power(kw)	规格Dimensions(mm)	耗气量Gas Consumption	
JZH-RH	14.4	700×700× (850+70)	液化气LPG 2800-3700Pa(kg/h)	天然气NG 2000-2500Pa(m³/h)
			1.07	1.48
JZH-RHA	7.2	400×700× (850+70)	液化气LPG 2800-3700Pa(kg/h)	天然气NG 2000-2500Pa(m³/h)
			0.54	0.74

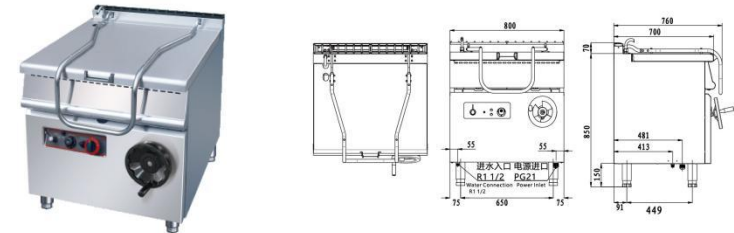
## 特点

- 功率大，升温快，效率高。
- 外形全不锈钢，简约美观，清洗方便。
- 铸铁烤网保持热惯性。
- 可调节炉脚。

## Features

- High power output, quick heating and high efficiency.
- All stainless steel body with nice-looking and easy to clean.
- The cast iron grid can keep thermal inertia.
- It is equipped with adjustable feet.

## 可倾斜式电炒锅 Electric Tilting Braising Pan



型号Model	功率Power(kw)	电压Volts (V)	净重N (KG)	容量Capacity(L)	规格Dimensions(mm)
JZH-TS	9.3	380	122	60	800×700× (850+70)

## 特点

- 一炉多用，煎、炒、扒、煮样样精通，性价比高。
- 外壳使用304材质，铸铁烟道装饰条。
- 锅体采用304不锈钢材质，锅底采用复合不锈钢材料，保证锅的耐腐蚀性及热传导的均衡。
- 可倾式锅体设计，最大限度地方便用户转移锅内食品。
- 自动控温设置，温控范围50-300℃可调。
- 超温保护功能，最高限温340℃，确保使用安全。
- 锅体可倾提升翻转功能，手动升降可精确控制。
- 易于清洁的锅底圆弧形设计，最大限度的避免卫生死角，便于清理锅内残渣。
- 设备自带水喉注水功能。

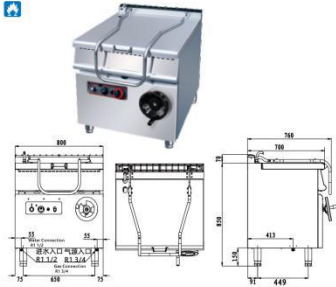
## Features

- This product is multifunctional and can be used for frying, stir frying, cooking steak and braising, which means that it has extremely high price-performance ratio.
- The body is made of 304 stainless steel and decorated with cast iron flue irons.
- The pan is made of 304 stainless steel with a bottom made of stainless steel plate to ensure the corrosion resistance of the pan and even heat conduction.
- It adopts tilting pan design to help users remove the food inside the pan.
- Automatic temperature setting with a temperature range of 50-300°C.
- Equipped with safety thermostats, the cooker's maximum temperature is 340°C to ensure safety.
- The pan can be lifted and turned upside down. Lifting the pan annually can accurately control the tilting height.
- The bottom of the pan adopts curved design to make sure it can be completely cleaned and make it easy to clean the residues in the pan.
- The equipment is equipped with taps for flushing.

700豪华立式组合炉  
700 MODULAR COOKING RANGE

700豪华立式组合炉  
700 MODULAR COOKING RANGE

可倾斜式燃气炒锅  
Gas Tilting Braising Pan



型号Model	JZH-RS	
功率Power(kw)	18	
容量Capacity(L)	60	
净重N (KG)	122	
规格Dimensions(mm)	800×700×(850+70)	
耗气量 Gas Consumption	液化气LPG2800-3700Pa(kg/h)	1.5
	天然气NG2000-2500Pa(m³/h)	1.9

燃气保温炉连柜座  
Gas Bain Marie With Cabinet



型号Model	JZH-RB	
功率Power(kw)	6	
容量Capacity(L)	—	
净重N (KG)	77	
规格Dimensions(mm)	700×700×(850+70)	
耗气量 Gas Consumption	液化气LPG2800-3700Pa(kg/h)	0.43
	天然气NG2000-2500Pa(m³/h)	0.63

电保温炉连柜座 Electric Bain Marie With Cabinet



型号Model	功率Power(kw)	电压Volts (V)	净重N (KG)	容量Capacity(L)	规格Dimensions(mm)
JZH-TB	5	380	68	—	700×700×(850+70)
JZH-TB400	2.5	220-240	35	—	400×700×(850+70)

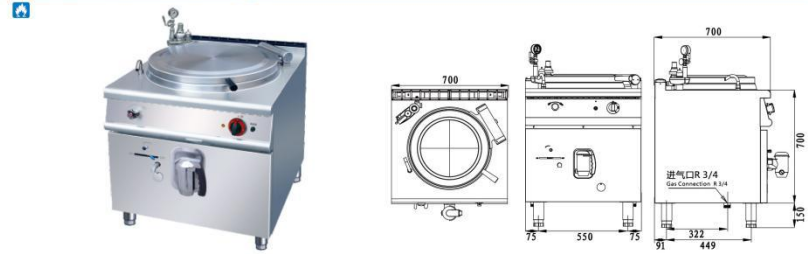
特点

- 功率大，升温快，效率高，防干烧。
- 外形全不锈钢，简约美观，清洗方便，易保洁。
- 进水、排水方便快捷。
- 可调节炉脚。

Features

- High power output, quick heating, high efficiency and anti-dry heating.
- All stainless steel body with nice-looking and easy to clean.
- Water can be easily poured in and drained.
- It is equipped with adjustable feet.

燃气夹层汤锅 Gas Jacketed Boiling Pan



型号Model	功率Power(kw)	压力(kPa) Rassurance	规格Dimensions(mm)	净重N (KG)	耗气量Gas Consumption	
JZH-RO	16	≤50	60	700×700×(850+70)	液化气LPG 2800-3700Pa(kg/h) 1.16	天然气NG 2000-2500Pa(m³/h) 1.66

特点

- 功率大，升温快，高效节能，高压加热，安全可靠。
- 外形全不锈钢，简约美观，清洗方便，易保洁。
- 汤桶内置过滤网，操作简单。
- 进水、排水方便快捷。
- 可调节炉脚。

Features

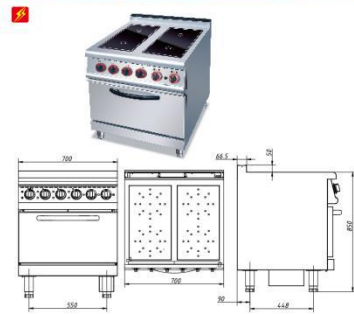
- With high power output, this product can heat up fast and ensures high efficiency and energy conservation. High pressure heating makes it safe and reliable.
- All stainless steel body with nice-looking and easy to clean.
- Water can be easily poured in and drained.
- It is equipped with adjustable feet.

电夹层汤锅  
Electric Jacketed Boiling Pan



型号Model	JZH-TO
功率Power(kw)	12
电压Volts (V)	380
压力Pressure(kPa)	≤50
净重N (KG)	88
容量Capacity(L)	60
规格Dimensions(mm)	700×700×(850+70)

电四头光波炉连焗炉  
Electric 4 Ceramic Hob With Electric Oven



型号Model	JZH-HP-4
功率Power(kw)	7.2 + (上1.8+下3)
电压Volts (V)	380
净重N (KG)	94
容量Capacity(L)	—
规格Dimensions(mm)	700×700×(850+70) 内腔尺寸Internal Dimension:560x600x270



## 电光波炉连柜座 Electric Ceramic Hob With Cabinet



型号Model	功率Power(kw)	电压Volts (V)	净重N (KG)	规格Dimensions(mm)
JZH-HQ-4	1.8x4	380	66	700×700× (850+70)
JZH-HQ-2	1.8x2	380	35	400×700× (850+70)

## 特点

- 全不锈钢外形设计，简洁美观，圆滑平整，无卫生死角，易于清洁。
- 关键元件由国际著名厂家供应。
- 不锈钢可调脚，人性化设计。

## Features

- All stainless steel body with nice-looking. The smooth and flat surface ensures that it will not collect dirt and can be completely cleaned.
- Key components are supplied by world-renowned manufacturers.
- The stainless steel feet are adjustable and user-friendly.

## 电磁炉连柜座 Hot Plate With Cabinet



型号Model	功率Power(kw)	电压Volts (V)	净重N (KG)	规格Dimensions(mm)
JZH-IC-4	14	380	—	700×700×(850+70)
JZH-IC-2	7	380	—	400×700×(850+70)

## 特点

- 面板一体拉伸成型，无缝焊接，便于清洁。
- 独立4个烹饪区，每个5KW(3.5KW)，8档调节。
- 高强度耐磨微晶板，防刮耐磨。
- 高效散热，8道大范围散热口，有效提升散热能力。
- 采用技术领先的德国“Infineon”IGBT模块，性能稳定。
- 国家专利线圈，无盲区，火力更均匀。

## Features

- Countertop plate with one stretch forming and seamless welding, easy for cleaning.
- 4 separate cooking burners and each one is 5KW(3.5KW), 8 different selections.
- High strength and wear-resisting microcrystalline plate, it is anti-scraping and wear-resisting.
- 8 pcs wide range of heat dissipation with high efficiency, effectively improves heat dissipation capacity.
- Adopt advanced "Infineon" IGBT module from Germany with stable performance
- National patent wire coil, without blind area and with more even firepower.

台式燃气机炉  
Gas Griddle( Counter-Top)

型号Model	TGH-21R
热功率Power(KW)	8.4
净重NW(KG)	49
耗气量 Gas Consumption	液化气LPG2800-3700Pa(kg/h): 0.6 天然气NG2000-2500Pa(m³/h): 0.87
规格 Dimensions(mm)	600×612×470 扒板尺寸 Griddle Size: 590×434×16

台式燃气烤炉  
Gas Grill (Counter-top)

型号Model	THS-150-R
热功率Power(KW)	16.8
净重NW(KG)	46
耗气量 Gas Consumption	液化气LPG2800-3700Pa(kg/h): 1.2 天然气NG2000-2500Pa(m³/h): 1.7
规格 Dimensions(mm)	650×612×470

## 台式电煮食炉 Electric Hot-Plate



## 特点Features

- 精选高品质不锈钢材质，耐腐蚀，不起锈，不沾油烟，易清洁。
- 整体一次成型拉伸台面，强度高，韧性好，简洁美观，圆滑平整，无卫生死角，易于清洗。
- 三档温度设置，随心调节烹饪温度，适应不同食物的温度要求。
- 电热板功率2x2.6千瓦+2x2千瓦。

- Made of high-quality stainless steel, this product is corrosion resistant, rustproof and permits easy removal of cooking fumes.
- The one stretch forming worktop is tough, tenacious and simple. It is also smooth and flat so that it will not collect dirt and can be completely cleaned.
- With an efficient hot plate, this product is energy-saving and efficient and ensures safety and convenience.
- 4-position temperature setting is available. Users can adjust the cooking temperature as they want to meet the temperature requirements for cooking different food.
- Power Output of the Hot Plate: 2x2.6kW+2x2kW.

型号Model	规格Dimensions (mm)	功率Power (KW)	电压Volts (V)	净重NW(KG)
TZ-4	600×600×350	2.6×2+2×2	380	31.4
TZ-4A	600×600×350	2.6×2+2×2	380	31.4

## 台式电保温汤池 Electric Bain Marie



## 特点Features

- 精选高品质不锈钢材质，耐腐蚀，不起锈，不沾油烟。
- 整体一次成型拉伸台面，强度高，韧性好，简洁美观，圆滑平整，无卫生死角，易于清洗。
- 高效能电热管，节能高效，安全便捷。
- 自由温度调节设置，保温效果佳。

- Made of high-quality stainless steel, this product is corrosion resistant, rustproof and permits easy removal of cooking fumes.
- The one stretch forming worktop is tough, tenacious and simple. It is also smooth and flat so that it will not collect dirt and can be completely cleaned.
- With an efficient heating tube, this product is energy-saving and efficient and ensures safety and convenience.
- Free temperature setting is available to achieve excellent thermal insulation.

型号Model	规格Dimensions (mm)	功率Power (KW)	电压Volts (V)	净重NW(KG)
JUS-TY-2	600×650×475	1.2	230	24.4




台式燃气炸炉 Gas Fryer (Counter-top)



特点Features

- 使用气调，低压调节阀。
- 控制开关数：2。
- 燃烧器数：2。
- Gas valves and low-pressure regulating valves are used.
- Number of Control Switches: 2.
- Number of Burners: 2.




型号Model	规格Dimensions (mm)	热功率Power (KW)	耗气量Gas Consumption		净重NW(KG)
			液化气LPG2800-3700Pa(kg/h)	天然气NG2000-2500Pa(m³/h)	
TEF-6+6R	600×612×470	11.2	0.8	1.16	33

台式电煮面机 Electric Noodle Boiler (Counter-top)



特点Features

- 全不锈钢制造，美观节能。
- 升温快，热效率高。
- 带放水阀。
- Fully made of stainless steel, it is nice-looking and energy-saving.
- Quick heating and high heat efficiency.
- It is equipped with drain valves.



型号Model	规格Dimensions(mm)	功率Power(kw)	容量Capacity(L)	电压Volts (V)	净重N (KG)
TM-6	600×580×350	6	—	220-240	25

台式电炸炉  
Electric Fryer (Counter-top)



型号Model	TEF-8+8	TGH-21
功率Power(KW)	6.5	5
容量Capacity(L)	8+8	—
电压Volts(V)	220-240	220-240
净重NW(KG)	25	43
规格Dimensions(mm)	600×600×430 单缸尺寸：240×300×200	600×550×350 扒板尺寸 Griddle Size: 536×330×16

台式电扒炉  
Electric Griddle( Counter-Top)



台式燃气煲仔炉 Gas Stove



特点Features

- 精选高品质不锈钢材质，耐腐蚀，不起锈，不沾油烟；一次压制成型，强度高，韧性好，简洁美观，圆滑平整，无卫生死角，易于清洗。
- 简易不锈钢炉架，耐高温、抗氧化，经久耐用。
- 双重安全保护设计：熄火保护及热电偶安全装置，安全可靠。
- 全新分焰炉头设计，火焰瞬间最大化，火焰稳定，保持烹饪温度平衡；燃烧充分热效率高，微烟节能，安全环保。
- Made of high-quality stainless steel, this product is corrosion resistant, rustproof and permits easy removal of cooking fumes. The one stretch forming worktop is tough, tenacious and simple. It is also smooth and flat so that it will not collect dirt and can be completely cleaned.
- The simple stainless steel hobs are high temperature resistant antioxidant and durable.
- The flame failure device and thermocouple safety device provides dual protection so that this product is safe and reliable.
- Newly designed burner with several layers. The flame can grow to the highest temperature very soon and then remain stable to provide constant cooking temperature. Complete combustion ensures high heat efficiency and reduces fumes. Therefore, it is energy-saving, safe and environmental-friendly.



型号Model	规格Dimensions (mm)	热功率Power (KW)	耗气量Gas Consumption		净重NW(KG)
			液化气LPG2800-3700Pa(kg/h)	天然气NG2000-2500Pa(m³/h)	
JUS-TR-4	600×650×475	4.5×2+3.5×2	1.14	1.7	29.8

台式电火山石烤炉  
Electric Lava Rock Grill



型号Model	THS-150
功率Power(KW)	7.2
容量Capacity(L)	—
电压Volts(V)	220-240
净重NW(KG)	38
规格Dimensions(mm)	650 × 550 × 350 烤网容积Grill Net Size: 570 × 350

单缸单筒电炸炉 Electric 1-Tank Fryer				双缸双筒电炸炉 Electric 2-Tank Fryer			
							
型号Model	EF-6L-2	规格 Dimensions(mm)	550×410×285	型号Model	EF-4L-2	规格 Dimensions(mm)	480×380×310
功率Power(KW)	5	油缸尺寸 Cylinder Size(mm)	240×300×150	功率Power(KW)	4	油缸尺寸 Cylinder Size(mm)	185×270×175
容量Capacity(L)	5+5	温度范围(TEMP)	50-190°C	容量Capacity(L)	4+4	温度范围(TEMP)	50-190°C
电压Volts(V)	220-240	净重NW(KG)	12	电压Volts(V)	220-240	净重NW(KG)	9.5
配件: 炸篮2个				配件: 炸篮2个			

单缸单筒电炸炉 Electric 1-Tank Fryer				双缸双筒电炸炉 Electric 2-Tank Fryer			
							
型号Model	EF-8L	规格 Dimensions(mm)	310×410×340	型号Model	EF-8L-2	规格 Dimensions(mm)	550×410×340
功率Power(KW)	3.25	油缸尺寸 Cylinder Size(mm)	240×300×200	功率Power(KW)	6.5	油缸尺寸 Cylinder Size(mm)	240×300×200
容量Capacity(L)	8	温度范围(TEMP)	50-190°C	容量Capacity(L)	8+8	温度范围(TEMP)	50-190°C
电压Volts(V)	220-240	净重NW(KG)	6	电压Volts(V)	220-240	净重NW(KG)	14
配件: 炸篮1个				配件: 炸篮2个			

单缸单筒电炸炉 Electric 1-Tank Fryer				双缸双筒电炸炉 Electric 2-Tank Fryer			
							
型号Model	EF-11L	规格 Dimensions(mm)	320×440×340	型号Model	EF-11L-2	规格 Dimensions(mm)	670×440×340
功率Power(KW)	3.5	油缸尺寸 Cylinder Size(mm)	300×325×200	功率Power(KW)	7	油缸尺寸 Cylinder Size(mm)	300×325×200
容量Capacity(L)	11	温度范围(TEMP)	50-190°C	容量Capacity(L)	11+11	温度范围(TEMP)	50-190°C
电压Volts(V)	220-240	净重NW(KG)	7	电压Volts(V)	220-240	净重NW(KG)	15
配件: 炸篮1个				配件: 炸篮2个			

单缸单筒电炸炉 Electric 1-Tank Fryer							
							
型号Model	EF-4L	规格Dimensions(mm)	260×380×310	油缸尺寸 Cylinder Size(mm)	185×270×175	功率Power(kw)	2
容量Capacity(L)	4	温度范围(TEMP)	50-190°C	电压Volts (V)	220-240	净重N (KG)	5
配件: 炸篮1个							

**特点Features**

- 精选高品质不锈钢材质，强度高，韧性好；设计简洁，雅致美观，圆滑平整。
- 高效能发热管，快速升温，炸制食物更酥口。
- 超温保护装置，保证食物正常的炸制温度，不焦不干，同时保证设备安全 and 人员安全。
- Nicely-selected material of high quality stainless steel reflect high stiffness and toughness; it is smooth and flat in the surface and delicate and nice-looking in shape, with a simple design.
- It adopts high-efficiency heating tubes with rapid heating function, thus ensuring crisper fried food.
- The safety thermostat maintains the set frying temperature and ensures that the food would not get scorched or dried. It also ensures safety of the equipment and operator.

双缸双筒电炸炉 Electric 2-Tank Fryer							
							
型号Model	EF-6L	规格Dimensions(mm)	310×410×285	油缸尺寸 Cylinder Size(mm)	240×300×150	功率Power(kw)	2.5
容量Capacity(L)	5	温度范围(TEMP)	50-190°C	电压Volts (V)	220-240	净重N (KG)	5.5
配件: 炸篮1个							

**特点Features**

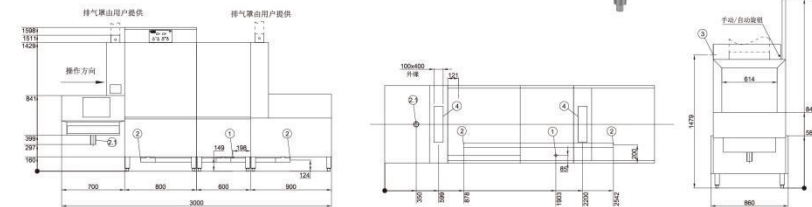
- 精选高品质不锈钢材质，强度高，韧性好；设计简洁，雅致美观，圆滑平整。
- 高效能发热管，快速升温，炸制食物更酥口。
- 超温保护装置，保证食物正常的炸制温度，不焦不干，同时保证设备安全 and 人员安全。
- Nicely-selected material of high quality stainless steel reflect high stiffness and toughness; it is smooth and flat in the surface and delicate and nice-looking in shape, with a simple design.
- It adopts high-efficiency heating tubes with rapid heating function, thus ensuring crisper fried food.
- The safety thermostat maintains the set frying temperature and ensures that the food would not get scorched or dried. It also ensures safety of the equipment and operator.

台式单缸单筒电炸炉 Electric 1-Tank Fryer ( 1-basket,counter-top)							
							
型号Model	EF-12L	规格Dimensions(mm)	265 × 470 × 410	油缸尺寸 Cylinder Size(mm)	240×300×200	功率Power(kw)	3.25
容量Capacity(L)	8	温度范围(TEMP)	50-190°C	电压Volts (V)	220-240	净重N (KG)	10
配件: 炸篮1个							

**特点Features**

- 精选高品质不锈钢材质，强度高，韧性好；设计简洁，雅致美观，圆滑平整。
- 高效能发热管，快速升温，炸制食物更酥口。
- 安全放油嘴设计，排放炸油安全方便。
- 超温保护装置，保证食物正常的炸制温度，不焦不干，同时保证设备安全 and 人员安全。
- Nicely-selected material of high quality stainless steel reflect high stiffness and toughness; it is smooth and flat in the surface and delicate and nice-looking in shape, with a simple design.
- It adopts high-efficiency heating tubes with rapid heating function, thus ensuring crisper fried food.
- The safe and simple oil drain design.
- The safety thermostat maintains the set frying temperature and ensures that the food would not get scorched or dried. It also ensures safety of the equipment and operator.

小长龙洗碗机 Conveyor Dishwasher



产品模块 module of product

模块名称 Name of functional module	预洗 Prewashing	洗涤 Washing	漂洗 Rinsing	烘干 Drying
产品型号 Model No	P	W	R	D
额定电压 Rated Voltage	380V/50Hz	380V/50Hz	380V/50Hz	380V/50Hz
额定功率 Rated Power	7.5KW	11.4KW	27.16KW	9.75KW
洗涤加热功率 Washing Heating Power	6KW	9KW	-	-
漂洗加热功率 Rinse Heating Power	-	-	2.7KW	-
洗涤泵功率 Washing Pump Power	1.5KW	2.4KW	0.16KW	-
进水压力 Input Water pressure	0.12~0.2Mpa	0.12~0.2Mpa	0.12~0.2Mpa	-
进水口规格 Input Water pressure	G3/4 (DN20)	G3/4 (DN20)	G3/4 (DN20)	-
洗涤温度 Washing Temperature (C)	40~45	55~65	-	-
漂洗温度 Rinse Temperature (C)	-	-	82~90	-
外形尺寸 (Width*Depth*Height) Overall Dimension (mm)	800*930*1420	800*930*1580	600*930*1420	800*930*1850
备注 Remark	选配 Option	标配 Standard	标配 Standard	选配 Option

可选配件:

- 不锈钢工作台, 不锈钢高压花洒、药液分配器、专用碟框

特点

- 餐具进入机器时红外线感应启动洗涤程序。
- 清洗系统配置8根洗臂, 具有更好的清洗表现。
- 洗臂、喷淋臂采用抽拉式结构, 拆装清洁更加方便。
- 双道喷淋系统, 喷淋效果更佳, 有效降低耗水量。
- 升温箱分级加热控制, 减少温度波动, 达到最佳的喷淋效果。
- 进出口双齿轮设计, 最大限度降低链排的磨损。
- 稳定的控制系统, 用户可以在手动、自动操作模式下自由切换。
- 进口、出口预留排风接口, 现场连接更加简单。
- 灵敏的出口限位开关, 防止餐具因未及时卸载而造成破损。

Features

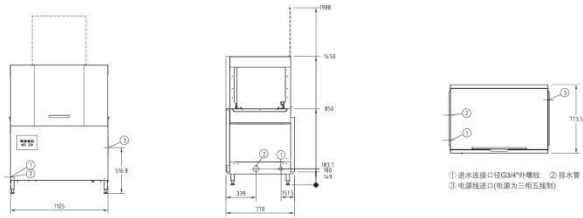
- Infrared sensor will start the washing process once the dishes enter into the machine.
- With 8 washing arms, offer better cleaning result.
- Washing arms with drawer-type structural, make the dismantling and cleaning easier.
- Double spray system, offers better spray and reduce water consumption.
- Hierarchical heating control reduce temperature fluctuation, offers the best spray.
- The double gear design minimizes the chain row wear.
- Stable control system, the user can switch between manual and automatic operation mode freely.
- Reserved exhaust air connector make the installation easier.
- Sensitive limited switch to prevent damages from unloading late.

COMMERCIAL DISHWASHER





篮传式洗碗机 Conveyor Dishwasher



型号Model	功率Power(kw)	电压Volts (V)	本机耗水量 Water Consumption	洗涤能力 Washing Capacity	规格Dimensions(mm)
DP-200	37.8	380V/50Hz	350升/小时 (L/H)	200筐/小时(Basket/H)	1100×730×1550
DP-200-D	47.55	380V/50Hz	350升/小时 (L/H)	200筐/小时(Basket/H)	1900×730×1800
DP-200-PD	54.3	380V/50Hz	350升/小时 (L/H)	250筐/小时(Basket/H)	2700×730×1800

● 可搭配件: 不锈钢工作台、不锈钢高压花洒、药液分配器、专用碟框

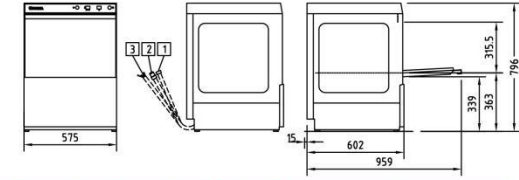
特点

- 洗涤、漂洗双温控，去污杀菌更彻底。
- 专利内凹型“8”字型喷嘴，提高餐具和水流接触面积，喷淋无死角。
- 磁感应开关，防止突然开门高温伤人，确保人员安全。
- 完善的过载与马达保护系统，防止误操作带来的设备故障。
- 标准化配件，超过50%维修配件可直接市售。
- 正面可维修，90%以上零件可不移动设备正面维修、更换。

Features

- Two thermostats, for washing and rinsing, make it decontaminated thoroughly and more sterilized.
- Patented concave "8"-shaped nozzle, improving the contact area of tableware/dishes and water flow, free of spraying dead corner.
- Magnetic switch, preventing injury caused by sudden door opening with high temperature, ensure the staff security.
- Perfect overload and motor protection system, preventing equipment failure caused by misoperation.
- Standardized accessories, more than 50% maintenance fittings are directly commercially available.
- Maintenance is accessible from the front. More than 90% parts could be repaired or replaced from the front side without moving the device.

台下式洗碗机(杯)机 Electric dishwasher



型号Model	规格 Dimension (mm)	装载高度 Loading height	洗涤周期 wash cycle	可容纳洗涤筐尺寸 Basket size	清洗温度 Washing temperature
DP-50	570×620×800	315.5mm	380V	490×490mm	55-60℃

● 可内置分配器

喷淋温度 Rinsing temperature	单筐耗水量 Water cons. per basket	水箱容量 Capacity	水箱加热功率 Tank powe	锅炉加热功率 Boiler power	配电量 Power distribution	净重 N.W.
82-90℃	2.6L	23L	2kW	7.5kW (380V/50Hz/3N~) 2.5kW (220V/50Hz/1N~)	7.4kW (380V/50Hz/3N~) 5.6kW (220V/50Hz/1N~)	53kg

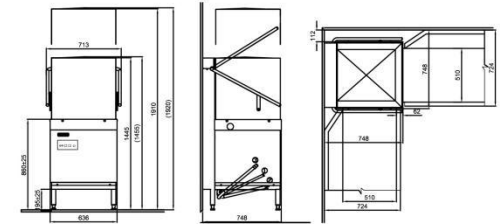
特点

- 操作简单，降低人员培训难度。
- 高亮LED温度显示，洗涤、喷淋温度一目了然。
- 倾斜向上的人性化操作界面，易于操作和观察。
- Thermostat温控功能，确保喷淋温度(当喷淋温度达到82℃以上，喷淋程序才启动)。
- 上下洗臂旋转灵活，提高餐具和水流的有效接触面积。
- 独特Nozzle Fan喷嘴设计，内凹防堵，扇形水流的冲击力保证洗涤效果。
- 双层结构门，减少热量损失，降低噪音，使操作环境更加舒适。
- 机电控制，经济耐用，降低维修成本。
- 接电规格可在现场简单、快速地由三相改为单相，适用于各种应用条件。

Features

- Easy to operate, reducing the training need.
- High brightness LED temperature display, so that the rinsing and spraying temperature can be visible.
- Upward sloping human oriented operation interface which is easy to operate and observe
- Thermostat function to ensure the spraying temperature (when the spraying temperature reaches 82℃, the spraying program will start).
- The upper and lower washing arms rotate flexibly, improving the contact area of tableware/dishes and water flow.
- Unique Nozzle Fan nozzle, jet force of sieve section water flow, ensure the rising effect.
- Double-layer structure door, reducing the loss of energy and noise, ensure the operation environment more comfort.
- Electromechanical control to reduce the maintenance cost.
- The electrical specification can be changed from 3N to 1N easily to apply to all kinds of application condition.

揭盖式洗碗机 Electric Dishwasher(Hood-Type)



型号 Model	XWJ-2A	洗涤泵功率 Washing Pump Power	0.75KM
规格 Dimension	700×800×1450	进水压力 Intake Pressure	0.12-0.2Wpa
洗涤量 Washing Capacity	60筐/H	进水口规格 Inlet Specification	G3/4 (DN20)
耗水量 Water Consumption	2.3L/筐	洗涤温度 Wash Temperature	55-65℃
额定功率 Rated Power	15.8kw	清洗温度 Clearing Temperature	82-90℃
额定电压 Nominal Voltage	380V /50Hz		
洗涤加热功率 Washing heating Power	3KM		
漂洗加热功率 Rinse heating Power	12		

特点

- 洗涤、漂洗双温控，去污杀菌更彻底。
- 专利喷淋臂设计，提高餐具和水流接触面积，喷淋无死角。
- 磁感应开关，防止突然开门高温伤人，确保人员安全。

Features

- Two thermostats, for washing and rinsing, make it decontaminated thoroughly and more sterilized.
- Patented spray arm design, improving the contact area of tableware/dishes and water flow, free of spraying dead corner.
- Magnetic switch, preventing injury caused by sudden door opening with high temperature, ensure the staff security.

洗碗机专用洗涤剂



洗碗机专用催干剂



洗碗机专用分配器



型号Model	DPC-101	DPC-102	DPC-103
包装规格 Measurement	20L/桶	20L/桶	1/套

嵌墙式高压花洒龙头



座台式高压花洒龙头



型号Model	DPC-101	DPC-103
材料Material	黄铜(塑料)	黄铜(塑料)
包装规格 Measurement	另有零件配	另有零件配



两层组合



三层组合

所有型号均可按此方式组合使用

# 洗碗框

Washing the dishes box

25格底筐 25 BOTTOM BASKET



特点 Features

- 表面磨砂, 增强抵抗力
- 无毒、无味聚丙烯塑料, 一体成型
- The surface is frosted to enhance the resistance
- Non-toxic, tasteless polypropylene plastic, one-piece molding



型号 Model	产品尺寸	包装尺寸	颜色	包装数量	内格
GX-060D-25	49×49×10cm	50.5×50.5×57cm	灰色 (gray) 咖啡色 (coffee)	6个/箱 (6 / carton)	9×9 cm


刀叉框  
A knife and fork frame



刺碟框 (64刺)  
Thorn disc box



型号 Model	GX-062	GX-0603B
产品尺寸 Size	49×49×10cm	49×49×10cm
包装尺寸 package size	50.5×50.5×57cm	50.5×50.5×57cm
包装数量 package quantity	6个/箱 (6 / carton)	6个/箱 (6 / carton)
颜色 Color	灰色 (gray) 咖啡色 (coffee)	灰色 (gray) 咖啡色 (coffee)



Baking equipment





## 电焗炉 Electric Baking Oven



	型号 Model	名称 Description	规格 Dimensions (mm)	功率 Power (KW)	电压 Volts (V)	净重 NW (KG)
	YXD-5A	电焗炉 Electric Oven	640×450×440 内腔规格/Chamber Dimension: 410 x 320 x 200	3.6	220-240	30
温度范围:50-300℃ Temperature control range: 50-300℃						
	YXD-8B	电焗炉 Electric Oven	750×630×540 内腔规格/Chamber Dimension: 520 x 520 x 200	3.2	220-240	43
温度范围:50-300℃ Temperature control range: 50-300℃						
	YXD-8C	电焗炉 Electric Baker	750×630×540 内腔规格/Chamber Dimension: 520 x 520 x 300	4.8	220-240	48
温度范围:50-300℃ Temperature control range: 50-300℃						
	YXD-10B	电焗炉 Electric Oven	850×630×440 内腔规格/Chamber Dimension: 620 x 520 x 200	3.4	220-240	48
温度范围:50-300℃ Temperature control range: 50-300℃						
	YXD-8B-2	双层电焗炉 Electric Oven (2-Layer)	750×630×960 内腔规格/Chamber Dimension: 520 x 520 x 200	6.4	220-240	84
温度范围:50-300℃ Temperature control range: 50-300℃						
	YXD-10B-2	双层电焗炉 Electric Oven (2-Layer)	850×630×960 内腔规格/Chamber Dimension: 620 x 520 x 200	6.8	220-240	92
温度范围:50-300℃ Temperature control range: 50-300℃						

YXD-8B-2  
双层电焗炉YXD-8B  
电焗炉

※不锈钢加厚炉身，经久耐用；

※高效隔热，安全放心；

※拥有超高温保护装置和可调节精确温度；

※简洁设计，美观大方。

※The thickened body made of stainless steel is durable.

※It adopts a high-efficiency thermal-insulation design ensuring safety.

※It is equipped with a protective device against overheating and the

temperature can be accurately adjusted.

※It adopts a simple and nice-looking design.

YXD-8C  
双层电焗炉

## 电焗炉 Electric Baking Oven

	型号 Model	名称 Description	规格 Dimensions (mm)	功率 Power (KW)	电压 Volts (V)	净重 NW (KG)
	YXD-5A-S	电焗炉 Electric Oven (电子版)	640×450×440 内腔规格/Chamber Dimension: 410 × 320 × 200	3.6	220-240	30
		温度范围:50-300℃ Temperature control range: 50-300℃				
	YXD-8B-S	电焗炉 Electric Oven (电子版)	750×630×440 内腔规格/Chamber Dimension: 520 × 520 × 200	3.2	220-240	43
		温度范围:50-300℃ Temperature control range: 50-300℃				
	YXD-8C-S	电焗炉 Electric Baker (电子版)	750×630×540 内腔规格/Chamber Dimension: 520 × 520 × 300	4.8	220-240	48
		温度范围:50-300℃ Temperature control range: 50-300℃				
	YXD-10B-S	电焗炉 Electric Oven (电子版)	850×630×440 内腔规格/Chamber Dimension: 620 × 520 × 200	3.4	220-240	48
		温度范围:50-300℃ Temperature control range: 50-300℃				
	YXD-8B-2-S	(电子版) 双层电焗炉 Electric Oven (2-Layer)	750×630×960 内腔规格/Chamber Dimension: 520 × 520 × 200	6.4	220-240	84
		温度范围:50-300℃ Temperature control range: 50-300℃				
	YXD-10B-2-S	(电子版) 双层电焗炉 Electric Oven (2-Layer)	850×630×960 内腔规格/Chamber Dimension: 620 × 520 × 200	6.8	220-240	92
		温度范围:50-300℃ Temperature control range: 50-300℃				

## YXD-8B-S

## 电焗炉

- ※不锈钢加厚炉身，经久耐用；
- ※高效保温，安全放心；
- ※拥有超高温保护装置和可调节精确温度；
- ※简洁设计，美观大方。
- ※The thickened body made of stainless steel is durable.
- ※It adopts a high-efficiency thermal-insulation design ensuring safety.
- ※It is equipped with a protective device against overheating and the temperature can be accurately adjusted.
- ※It adopts a simple and nice-looking design.



## YXD-8B-2-S

## 双层电焗炉









## YXD-10B-2-S

## 电焗炉

- ※不锈钢加厚炉身，经久耐用；
- ※高效保温，安全放心；
- ※拥有超高温保护装置和可调节精确温度；
- ※简洁设计，美观大方。
- ※The thickened body made of stainless steel is durable.
- ※It adopts a high-efficiency thermal-insulation design ensuring safety.
- ※It is equipped with a protective device against overheating and the temperature can be accurately adjusted.
- ※It adopts a simple and nice-looking design.



## 电烘炉 Electric Oven

	型号 Model	名称 Description	规格 Dimensions (mm)	功率 Power (KW)	电压 Volts (V)	净重 NW (KG)
	YXD-20B	一层二盘烘炉 One layer Baker (2 Tray)	1210 x 750 x 520	5.7	220-240/380	87
		限温器: 350℃ 温控温度: 300℃ Temperature limiter: 350℃ ;temperature control range: 300℃				
	YXD-40B	二层四盘烘炉 Two Layer Baker (4 Tray)	1210 x 750 x 1180	11.4	3N-380	185
		限温器: 350℃ 温控温度: 300℃ Temperature limiter: 350℃ ;temperature control range: 300℃				
	YXD-60B	三层六盘烘炉 Three Layer Baker (6 Tray)	1210 x 750 x 1530	17.1	3N-380	245
		限温器: 350℃ 温控温度: 300℃ Temperature limiter: 350℃ ;temperature control range: 300℃				
	YXD-40B-8	电烘炉连醒发箱 Two Layer Baker with Proofer	1210 x 750 x 1780	13.9	3N-380	220
		限温器: 350℃ 温控温度: 300℃ Temperature limiter: 350℃ ;temperature control range: 300℃				
	YXD-40B-8-DOWN	电醒发箱 Electric Proofer	1210x750x870	2.5	3N-380	—
		限温器: 350℃ 温控温度: 300℃ Temperature limiter: 350℃ ;temperature control range: 300℃				
	YXD-40B-8-UP	电烘炉 Electric Baker	1210X750X910	11.4	3N-380	—
		限温器: 350℃ 温控温度: 300℃ Temperature limiter: 350℃ ;temperature control range: 300℃				

## YXD-20B

## 一层二盘烘炉

※带视窗, 照明, 外壳全不锈钢。

※It is equipped with a window and lighting and the whole housing is made of stainless steel.



## YXD-60B

## 三层电焗炉



## YXD-40B-8

## 电烘炉连醒发箱

※两层四盘烘炉带八层发醒柜, 全不锈钢外壳。

※The 2-layer (4 trays) baker is equipped with 8 layer fermentation cabinet, the whole housing is stainless steel.





电面火炉 ELECTRICAL SURFACE STOVE

	型号 Model	名称 Description	规格 Dimensions (mm)	功率 Power (KW)	电压 Volts (V)	净重 NW (KG)
	AT-936	电面火炉 Electric Salamander	610 × 340 × 260	2	220-240	17
	AT-937	电面火炉 Electric Salamander	800 × 450 × 470	4	220-240	28
	AT-938	电面火炉 Electric Salamander	580 × 390 × 390	2.2	220-240	18

AT-937

电面火炉

- ※简洁设计，不锈钢炉身，经久耐用；
- ※精确控温，烤制面包表面上色均匀；
- ※多层可调，适合不同食物烹饪；
- ※高效能发热管。

※It adopts a simple design and the body made of stainless steel is durable.  
 ※Accurate temperature control ensures evenly added color on the surface of baked bread.  
 ※The layers could be adjusted to cook different food.  
 ※High-efficiency heating tubes.




AT-938

电面火炉

- ※简洁设计，不锈钢炉身，经久耐用；
- ※精确控温，烤制面包表面上色均匀；
- ※多层可调，适合不同食物烹饪；
- ※高效能发热管。

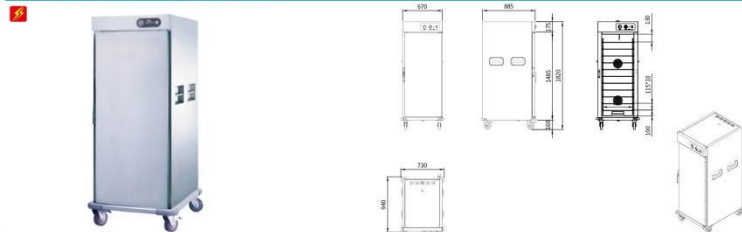
※It adopts a simple design and the body made of stainless steel is durable.  
 ※Accurate temperature control ensures evenly added color on the surface of baked bread.  
 ※The layers could be adjusted to cook different food.  
 ※High-efficiency heating tubes.



INSULATION DINER



单门保温餐车 Food Warmer Cart(1-Door)



型号Model	功率Power(kw)	电压Volts (V)	温度范围Temperature(°C)	净重N (KG)	规格Dimensions(mm)
DP-11-21	2.62	220-240	50-85	182	730×940×1820 内腔规格/Chamber Dimension: 530×650×1385 每层高度/Layer Height: 115

配件: 网架11个

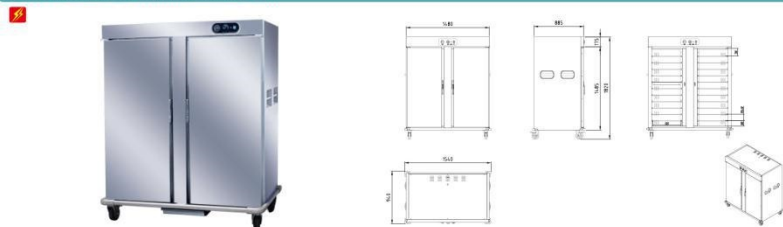
特点

- 自然生态式对流送风加热模式, 升温快, 温度恒定均匀。
- 整体柜身全不锈钢制造, 简约雅致, 圆滑平整, 色泽美观, 耐脏易清洁。
- 温、湿双控技术, 温度和湿度精确可调, 针对不同食物的需求, 调至最佳温度和湿度, 延长食物保鲜及存放时间。
- 大容量, 节能高效, 运送安全便捷。

Features

- The natural convection heating mode ensures quick heating and constant and even temperature for keeping food warm.
- With the whole body made of stainless steel, the machine is simple and elegant, with smooth and flat surface, nice-looking color and dirt-proof design, ensuring easy cleaning.
- Both the humidity and temperature can be accurately controlled for different food to prolong the preservation and storage time of the food.
- Despite its large capacity, this product is efficient and energy-saving and easy to transport.

双门保温餐车 Food Warmer Cart(2-Door)



型号Model	功率Power(kw)	电压Volts (V)	温度范围Temperature(°C)	净重N (KG)	规格Dimensions(mm)
DP-22-21	2.62	220-240	50-85	320	1540×940×1820 内腔规格/Chamber Dimension: 1060×650×1385 每层高度/Layer Height: 115


配件: 网架22个

特点

- 自然生态式对流送风加热模式, 升温快, 保温温度恒定均匀。
- 整体柜身全不锈钢制造, 简约雅致, 圆滑平整, 色泽美观, 耐脏易清洁。
- 温、湿双控技术, 温度和湿度精确可调, 针对不同食物的需求, 调至最佳温度和湿度, 延长食物保鲜及存放时间。
- 大容量, 节能高效, 运送安全便捷。

Features

- The natural convection heating mode ensures quick heating and constant and even temperature for keeping food warm.
- With the whole body made of stainless steel, the machine is simple and elegant, with smooth and flat surface, nice-looking color and dirt-proof design, ensuring easy cleaning.
- Both the humidity and temperature can be accurately controlled for different food to prolong the preservation and storage time of the food.
- Despite its large capacity, this product is efficient and energy-saving and easy to transport.



Western-style fast food equipment



## 电炸炉 Electric Oven

型号 Model	名称 Description	规格 Dimensions (mm)	功率 Power (KW)	电压 Volts (V)	容量 Capacity (L)	净重 NW (KG)
DP-81	单缸单筛电炸炉 Electric 1-Tank Fryer (1-Basket)	290 × 460 × 310 油锅尺寸: 240x300x153	2.5	220-240	5.5	4.6
	油温控制范围: 50-190℃, 限温器:230℃, 配件: 炸网1个, 炸篮1个 Oil temperature control range: 50-190℃, Temperature limiter: 230℃, accessories: Wire Rack: 1 Basket: 1					
DP-82	双缸双筛电炸炉 Electric 2-Tank Fryer (2-Basket)	580 × 460 × 310 油锅尺寸: 240x300x153	2.2+2.5	220-240	11	9
	油温控制范围: 50-190℃, 限温器:230℃, 配件: 炸网2个, 炸篮2个 Oil temperature control range: 50-190℃, Temperature limiter: 230℃, accessories: Wire Rack: 2 Basket: 2					
DP-83	单缸双筛电炸炉 Electric 1-Tank Fryer (2-Basket)	550 × 460 × 310 油锅尺寸: 500x300x153	4.4+4.5	220-240	11	9
	油温控制范围: 50-190℃, 限温器:230℃, 配件: 炸网2个, 炸篮2个 Oil temperature control range: 50-190℃, Temperature limiter: 230℃, accessories: Wire Rack: 2 Basket: 2					
DP-903	单缸单筛电炸炉 Electric 1-Tank Fryer (1-Basket)	305 × 568 × 405 油锅尺寸: 425x280x190	4.5	220-240	12.5	18
	油温控制范围: 50-190℃, 限温器:230℃, 配件: 炸网1个, 炸篮1个 Oil temperature control range: 50-190℃, Temperature limiter: 230℃, accessories: Wire Rack: 1 Basket: 1					
DP-904	双缸双筛电炸炉 Electric 2-Tank Fryer (2-Basket)	660 × 568 × 405 油锅尺寸: 425x280x190	4.5+4.5	220-240	25	29
	油温控制范围: 50-190℃, 限温器:230℃, 配件: 炸网2个, 炸篮2个 Oil temperature control range: 50-190℃, Temperature limiter: 230℃, accessories: Wire Rack: 2 Basket: 2					
EF-44	油水一体混合电炸炉 Oil-water Mixed Electric Fryer	495 × 785 × 950 油锅尺寸: 395x450x225	13.5	380	44	56
	油温控制范围: 50-190℃, 限温器:230℃, 配件: 炸网1个, 炸篮2个 Oil temperature control range: 50-190℃, Temperature limiter: 230℃, accessories: Wire Rack: 1 Basket: 2					

## DP-82

## 单缸单筛电炸炉

- ※加厚板材以及油缸, 耐用不变形;
- ※高效能发热管;
- ※独立精确控温;
- ※超温保护装置;
- ※可调温度范围:50℃~190℃。

- ※It adopts thickened plates and oil tanks to ensure durability and to prevent deformation;
- ※High-efficiency heating tubes;
- ※Independent and accurate temperature control;
- ※Protective device against overheating;
- ※Temperature range: 50-190℃.



## EF-44

## 单缸单筛电炸炉

- ※比传统炸炉节约能源50%以上, 节约用油50%以上;
- ※改善烟熏工作环境, 油炸食物新鲜, 无致癌物。
- ※定时报警器, 1-99分钟可调。

- ※It saves over 50% of energy and oil compared to traditional fryers.
- ※Smoky operating environment could be improved and fried food could remain fresh without containing any carcinogen.





## 电炸炉 Electric Oven

型号 Model	名称 Description	规格 Dimensions (mm)	功率 Power (KW)	电压 Volts (V)	容量 Capacity (L)	净重 NW (KG)
EF-T	甜甜圈炸炉 Doughnut Fryer	460 × 620 × 355 油锅尺寸: 400×400×155	3	220-240	12	15.8
油温控制范围: 50-190℃, 限温器: 230℃。 配件: 炸网2个(379×365mm), 隔网1个(389×365mm) Oil temperature control range: 50-190℃, Temperature limiter: 230℃, accessories: Wire Rack: 1 Net: 1						

## 燃气扒炉 Gas Griddle

型号 Model	名称 Description	规格 Dimensions (mm)	热功率 Power (KW)	耗气量 Gas Consumption	净重 NW (KG)
DP-720	燃气平扒炉 Gas Griddle (Flat)	730 × 580 × 550 扒板尺寸: 728 × 400 × 10	11.7	液化气LPG 2800-3700Pa (kg/h)	0.897
				天然气NG 2000-2500Pa (m <sup>3</sup> /h)	1.02
DP-722	燃气坑扒炉 Gas Griddle (Grooved)	730 × 580 × 550 扒板尺寸: 728 × 400 × 10	11.7	液化气LPG 2800-3700Pa (kg/h)	0.897
				天然气NG 2000-2500Pa (m <sup>3</sup> /h)	1.02

## 电镀电扒炉 (镀铬) Electroplating pickling furnace (chrome plating)



## 特点Features

- 镀层较薄, 光亮美丽
- 具有极高的硬度和耐磨性, 可延长工件使用寿命
- The coating is thinner, bright and beautiful
- With extremely high hardness and wear resistance, can extend the service life of the workpiece

型号Model	规格Dimensions(mm)	功率Power(kw)	电压Volts (V)	扒板尺寸size	净重N (KG)
DP-24D	609×616×406	8	220-380V	605 × 490 × 20	72
DP-36D	914×616×406	12	220-380V	910 × 490 × 20	102
DP-48D	1216×616×406	16	220-380V	1212 × 490 × 20	135

EF-T  
甜甜圈炸炉

- ※ 不锈钢制造, 拉伸台面易清洁, 高效电能电热管, 温度可调;
- ※ 内缸容积大, 可制作甜甜圈、油条等食品;
- ※ 油面较浅, 可减少油的使用量;
- ※ 配有滚油装置, 干净节油;
- ※ 带安全保护的独立放油装置。

※The stretch forming stainless steel worktop is easy to clean. Temperature of the high-efficiency electric heating tubes can be adjusted.  
※The tank with a large capacity could be used to make doughnut and fried breadstick.

※The tank is designed to be shallow to save oil.

※It is equipped with an oil boiling device ensuring cleanliness and economy in oil using.

※It is equipped with an independent oil adding device.



## DP-722

## 燃气坑扒炉

- ※ 不锈钢炉身, 外观精美;
- ※ 精铁扒板, 热效率高;
- ※ 电子点火系统, 操作方便。

※The griddle body is made of stainless steel, ensuring a nice-looking appearance.

※The griddle plate is made of refined iron, ensuring high thermal efficiency.

※It is equipped with an electric ignition system which is easy to operate.



## 电扒炉 Electric Oven


	型号 Model	名称 Description	规格 Dimensions (mm)	功率 Power (KW)	电压 Volts (V)	净重 NW (KG)
	DP-818 DP-818D (镀锌)	电平扒炉 Electric Griddle (Flat)	550×450×230 扒板尺寸/Griddle plate size: 548 × 350 × 10	3	220-240	23
单温控:300℃ Single temperature control: 300℃						
	DP-820 DP-820D (镀锌)	电平扒炉 Electric Griddle(Flat)	730×500×230 扒板尺寸/Griddle plate size: 728 × 400 × 10	4.4	220-240/380	36
双温控:300℃ Double temperature control: 300℃						
	DP-822	电半平半坑扒炉 Electric Griddle (1/2 Flat & 1/2 Grooved)	730×500×230 扒板尺寸/Griddle plate size: 728 × 400 × 10	4.4	220-240	31.6
双温控:300℃ Double temperature control: 300℃						
	DP-920 DP-920D (镀锌)	电平扒炉 Electric Griddle (Flat)	760×600×355 扒板尺寸/Griddle plate size: 695 × 400 × 16	6	220-240	61
双温控:300℃ Double temperature control: 300℃						
	DP-922	电半平半坑扒炉 Electric Griddle (1/2 Flat & 1/2 Grooved)	760×600×355 扒板尺寸/Griddle plate size: 695 × 400 × 16	6	220-240	61
双温控:300℃ Double temperature control: 300℃						
	DP-24	电平扒炉 Electric Griddle (Flat)	609×616×406 扒板尺寸/Griddle plate size: 605 × 490 × 20	8	3N-380	72
双EGO温控:320℃ Double EGO temperature control: 320℃						
	DP-36	电平扒炉 Electric Griddle (Flat)	914×616×406 扒板尺寸/Griddle plate size: 910 × 490 × 20	12	3N-380	102
三EGO温控:320℃ 3 EGO temperature control: 320℃						
	DP-48	电平扒炉 Electric Griddle (Flat)	1216×616×406 扒板尺寸/Griddle plate size: 1212 × 490 × 20	16	3N-380	135
双EGO温控:320℃ Double EGO temperature control: 320℃						

## DP-822

## 电半平半坑扒炉

※不锈钢炉身,精铁扒面,高效能发热管及温控功能。

※All stainless steel body, griddle plate made of refined iron, high-efficiency heating element and temperature control function.



## DP-24


## 电平扒炉

※不锈钢炉身结构, 12毫米厚扒板;

※内置多组发热系统, 152毫米可调教脚座。

※Stainless structure with 12mm thick griddle plate.

※Several built-in heating systems with 152-mm adjustable support.



## DP-922

## 电半平半坑扒炉

※不锈钢炉身, 精铁扒面, 高效能发热线及温控功能。

※Stainless steel body, griddle plate made of refined iron, high-efficiency heating tubes and temperature control function.



## 电炸炉 Electric Oven

型号 Model	名称 Description	规格 Dimensions (mm)	功率 Power (KW)	电压 Volts ( V )	净重 NW (KG)
 DP-250	电平扒炉 Electric Griddle (Flat)	260 × 420 × 270 扒板尺寸: 256x330x12	1.5	220-2 40	16.5
单温控:300℃ Single temperature control: 300℃					
 DP-400	电平扒炉 Electric Griddle (Flat)	400 × 500 × 270 扒板尺寸: 396x400x12	3	220-2 40	26.5
单温控:300℃ Single temperature control: 300℃					
 DP-550	电平扒炉 Electric Griddle (Flat)	550 × 450 × 270 扒板尺寸: 546x348x12	3	220-2 40	32
单温控:300℃ Single temperature control: 300℃					
 DP-610	电平扒炉 Electric Griddle (Flat)	610 × 500 × 270 扒板尺寸: 606x400x12	6	220-2 40	40
双温控:300℃ Double temperature control: 300℃					
 DP-760	电平扒炉 Electric Griddle (Flat)	760 × 500 × 270 扒板尺寸: 756x400x12	9	3N-38 0	48
三温控:300℃ 3 temperature control: 300℃					

## 保温柜 THERMAL CONTAINER

型号 Model	名称 Description	规格 Dimensions (mm)	功率 Power (KW)	电压 Volts ( V )	净重 NW (KG)
 DH-310	食品保温柜 Food Warmer	330×560×500	1 (灯泡: 40Wx2 电热管: 450Wx2)	220-2 40	7

DP-400  
电平扒炉DP-610  
电平扒炉

※加厚精度扒面，不变形；  
※高效能电热管，电子恒温，煎烤便捷；  
※不锈钢炉身，经久耐用。

※Thickened precise griddle plate which would never get deformed.  
※High-efficiency heating wire, electrically control constant temperature and easy operation during frying and roasting.  
※The body made of stainless steel is durable.

DH-310  
食品保温柜

※可搭配标准托盘  
※照射高度可调整  
※Standard trays are available.  
※Height of illumination could be adjusted.






## 保温柜/食物陈列蒸柜 Food Warmer/Food Display Steamer

	型号 Model	名称 Description	规格 Dimensions (mm)	功率 Power (KW)	电压 Volts (V)	净重 NW (KG)
	DH-6P-L2	陈列保温柜 Food Display Warmer	1550*810*885	3.04	220-240	112
温度范围: 30-85℃。 配件: 托盘 (1/1x2.5 3个; 60x40mm 1个) Temperature range: 30-85℃. Accessories: Tray (1/1x2.5 qty3; 60x40mm qty1)						
	DH-6P-B-L2	陈列保温柜 Food Display Warmer	1250*755*885	2.7	220-240	94
温度范围: 30-85℃。 配件: 托盘 (1/1x2.5 4个; 60x40mm 2个) Temperature range: 30-85℃. Accessories: Tray (1/1x2.5 qty4; 60x40mm qty2)						
	MTWT-2X2	保温展示柜 Insulation Display Shelf	700*640*730	0.7 (灯管: 12W)	220-240	33
温度范围: 30-85℃。 配件: 托盘 (36x27mm 2个; 31x25mm 2个) Temperature range: 30-85℃. Accessories: Tray (36x27mm qty2; 31x25mm qty2)						
	MTWT-2X3	保温展示柜 Insulation Display Shelf	1100*640*730	1.6 (灯泡: 55Wx2)	220-240	45
温度范围: 30-85℃。 配件: 托盘 (36x27mm 3个; 31x25mm 3个) Temperature range: 30-85℃. Accessories: Tray (36x27mm qty3; 31x25mm qty3)						
	DH-1P	高效能食物陈列蒸柜 Food Display Steamer (High-efficiency)	350*425*500	0.82-0.9	220-240	25

## DH-6P-L2

## 陈列保温柜

※旋转陈列, 恒温保湿。  
※The rotary display warmer maintains a constant temperature and moisture.



## MTWT-2X3

## 保温展示柜

※四面玻璃外观, 易于观察;  
※恒温蒸汽保温, 良好的保鲜功能;  
※分层设置, 合理利用空间。  
※It adopts glass at four sides for users to observe.  
※The steam warmer at constant temperature reflect useful preservation function.  
※It is divided into layers, enabling reasonable use of space.



## MME-600H-D

## 电子版食物陈列蒸柜

※双层玻璃展示, 保温效果好, 同时提升展示效果;  
※不锈钢搁物架, 坚固耐用承重大, 清洁卫生防止食物污染。  
※一次成型水箱, 全面防渗漏永无水锈隐患;  
※全电脑控制, 精确掌握时间和温度, 让食物展现最好的状态;  
※保温、加热双选择, 可以根据食物的需要自由设置;  
※多种安全措施, 防干烧、水位开关等, 保证人身和机器的安全。  
※Double wall glass to enhance warming function;  
※S/S rack, durable, easy to clean  
※Blow moulding water tank to eliminate water leakage  
※Digital control to set temperature and time  
※Warming and heating function to be switched easily  
※Anti-dry heating float switch to ensure safety



## 保温汤池 INSULATION SHANG CHI

## 保温汤池 Bain Marie

	型号 Model	名称 Description	规格 Dimensions (mm)	功率 Power (KW)	电压 Volts (V)	净重 NW (KG)
	BS-2V	二盘电热汤池 Electric Bain Marie (2-Tray)	590×385×230	1.5	220-240	9.5
		温控: 85℃。 配件: 油盆连盖 (4×1/2 2个) Thermostat:85℃,Accessories: Oil tray with the cover (4×1/2 qty2)				
	BS-3	三盘电热汤池 Electric Bain Marie (3-Tray)	605×385×280	1.5	220-240	12
		温控: 85℃。 配件: 盖子 (6×1/3 3个) Thermostat:85℃,Accessories: cover (6×1/3 qty3)				
	BS-4	深四盘电热汤池 Deep 4-Tray	695×610×280	1.5	220-240	18
		温控: 85℃。 配件: 盖子 (6×1/2 4个) Thermostat:85℃,Accessories: cover (6×1/2 qty4)				
	BS-4V	四盘电热汤池 Electric Bain Marie (4-Tray)	700×590×230	1.5	220-240	16
		温控: 85℃。 配件: 盖子 (4×1/2 4个) Thermostat:85℃,Accessories: cover (4×1/2 qty3)				
	BS-6V	六盘电热汤池 Electric Bain Marie (6-Tray)	695×635×280	1.5	220-240	19
		温控: 85℃。 配件: 盖子 (6×1/3 6个) Thermostat:85℃,Accessories: cover (6×1/3 qty6)				

## 保温汤桶 Bain Marie

	型号 Model	名称 Description	规格 Dimensions (mm)	功率 Power (KW)	电压 Volts (V)	净重 NW (KG)
	TBM-2	台式保温汤桶 Bain Marie (Counter Top)	355 × 600 × 360	1.2	220-240	12
		温控: 200℃。 限温器: 105℃, 130℃ 配件: 2个7L带盖汤桶 Thermostat:200℃, Temperature limiter: 105℃,135℃; Accessories:7L soup buckets 2qty				
	KG-165F	台式保温汤桶 Bain Marie (Counter Top)	355 × 615 × 255	1.2	220-240	10.5
		温控: 200℃。 限温器: 105℃, 130℃ Thermostat:200℃, Temperature limiter: 105℃,135℃				
	KG-205	保温汤桶 Bain Marie	355 × 555 × 295	1.2	220-240	12
		温控: 200℃。 限温器: 105℃, 130℃ Thermostat:200℃, Temperature limiter: 105℃,135℃				

BS-6V  
六盘电热汤池BS-3  
三盘电热汤池

- ※采用精确控温装置, 安全放心;
- ※拥有多个汤盘, 可同时保温多个食物;
- ※保温效果好, 保温持久。
- ※ It adopts an accurate temperature control device, ensuring safety.
- ※ It is equipped with a few buckets and could be used to keep different food.
- ※ Good and constant insulation performance.



## TBM-2

## 台式保温汤桶

- ※配2个4.5升带盖汤桶。
- ※适用于保温汤汁等。
- ※ 2\*4.5-liter soup containers with cover.
- ※ It applies to keeping soup.



咖啡炉 Coffee Furnace

	型号 Model	名称 Description	规格 Dimensions (mm)	功率 Power (KW)	电压 Volts (V)	净重 NW (KG)
	BM-1	单煲咖啡炉 Coffee Warmer (1-Burner)	235×175×80	0.5	220-240	1.5
		限温器: 155℃。 Thermostat: 155℃				
	BM-2	双煲咖啡炉 Coffee Warmer (2-Burner)	335×218×80	1.0	220-240	2.4
		限温器: 155℃。 Thermostat: 155℃				
	SBWM-2	单煲单暖咖啡炉 Coffee Warmer (1-Burner, 1-Warmer)	197×390×130	0.58	220-240	2
		限温器: 155℃。 Thermostat: 155℃				
	BWM-2	单煲单暖咖啡炉 Coffee Warmer (1-Burner, 1-Warmer)	358×218×80	0.58	220-240	2
		限温器: 155℃。 Thermostat: 155℃				
	SBWM-4	双煲双暖咖啡炉 Coffee Warmer (2-Burner, 2-Warmer)	400×380×135	1.16	220-240	4
		限温器: 155℃。 Thermostat: 155℃				
	WM-1	单暖咖啡炉 Coffee Warmer (1-Warmer)	245×230×80	0.08	220-240	1.2
	WM-2	双暖咖啡炉 Coffee Warmer (2-Warmer)	358×218×80	0.16	220-240	2

### BM-2 双煲咖啡炉

- ※ 不锈钢机身，铸铜电发热板；
- ※ 内置恒温装置，高效节能。
- ※ Stainless steel body, copper electric heating plate.
- ※ Built-in constant-temperature control ensures high efficiency and energy conservation.



### SBWM-4 双煲双暖咖啡炉

- ※ 全不锈钢超薄机身，铸铜电发热板；
- ※ 内置恒温装置，高效节能；
- ※ 不粘涂层托板，轻巧方便。
- ※ Ultrathin stainless steel body, copper electric heating plate.
- ※ Built-in constant-temperature control ensures high efficiency and energy conservation.
- ※ The non-sticky coated tray is light and easy to use.





香肠机 Hotdog Roller

☞ 香肠机 Hotdog Roller

	型号 Model	名称 Description	规格 Dimensions (mm)	功率 Power (KW)	电压 Volts (V)	净重 NW (KG)
	HD-05-S	五棍滚筒式烤香肠机 Hot-Dog Roller (5-Roller)	580 × 225 × 225	0.383-0.43	220-230	—
	HD-07-S	七棍滚筒式烤香肠机 Hot-Dog Roller (7-Roller)	580 × 305 × 225	0.54-0.59	220-230	—
	HD-09-S	九棍滚筒式烤香肠机 Hot-Dog Roller (9-Roller)	580 × 385 × 225	0.686-0.75	220-230	13
	HD-011-S	十一棍滚筒式烤香肠机 Hot-Dog Roller (9-Roller)	580 × 465 × 225	0.833-0.91	220	16

HD-05-S

五棍滚筒式烤香肠机

- ※ 采用不锈钢抛光滚筒；
- ※ 两个独立电机分别控制；
- ※ 可选配罩子，清洁卫生；
- ※ 一个温控器控制全部5根滚筒转动。
- ※ Stainless steel polished roller.
- ※ Respectively controlled by 2 independent motors.
- ※ Cover available makes a clean and hygienic machine.
- ※ One thermostat controls whole 5 rollers



THE OVEN SERIES



## 燃气环保底火炉 Gas-fired environmentally-friendly bottom stove



	型号 Model	名称 Name	规格 Specification (mm)	烤网规格 Baking net Specifications (mm)	重量 Weight (KG)
	GS-02L	大二头燃气 环保底火炉(钢罩) Sophomore gas Environmentally-friendly bottom furnace (steel hood)	340×560×200mm	340×360mm	5.6KG
	GS-04	小四头燃气 环保底火炉(钢罩) Sophomore gas Environmentally-friendly bottom furnace (steel hood)	580×400×200mm	580×240mm	5.6KG
	GS-04L	大二头燃气 环保底火炉(钢罩) Sophomore gas Environmentally-friendly bottom furnace (steel hood)	580×560×200mm	580×360mm	9.5KG
	GS-06	小六头燃气 环保底火炉(钢罩) Sophomore gas Environmentally-friendly bottom furnace (steel hood)	800×400×200mm	800×240mm	12KG
	GS-06L	大六头燃气 环保底火炉(钢罩) Sophomore gas Environmentally-friendly bottom furnace (steel hood)	800×560×200mm	800×360mm	12.2KG
	GS-08	小八头燃气 环保底火炉(钢罩) Sophomore gas Environmentally-friendly bottom furnace (steel hood)	1030×400×200mm	1030×240mm	16KG
	GS-08L	大八头燃气 环保底火炉(钢罩) Sophomore gas Environmentally-friendly bottom furnace (steel hood)	1030×560×200mm	1030×360mm	17KG
	GS-10L	大十头燃气 环保底火炉(钢罩) Sophomore gas Environmentally-friendly bottom furnace (steel hood)	1230×560×200mm	1260×360mm	20KG

炉头材质：红外线陶瓷板燃烧器 燃气压力：2800pa

**GS-02L**

## 大二头燃气环保底火炉(钢罩)

- ※ 无烟烧烤, 环保健康
- ※ Smokeless barbecue, environmental protection and health

**GS-04**

## 小四头燃气环保底火炉(钢罩)

**GS-08**

## 小八头燃气环保底火炉(钢罩)

- ※ 无烟烧烤, 环保健康
- ※ Smokeless barbecue, environmental protection and health





## THE OVEN SERIES



蛋仔机 Egg seed machine



产品型号: HT-001 产品重量: 5kg  
产品规格: 490×320×340mm 功率: 1400W  
饼模尺寸: 225×60×15mm 电压: 220-240V  
饼深度: 30mm

松树华夫饼机 Pine waffle maker



产品型号: HT-2208 产品重量: 12.2kg  
产品规格: 410×305×240mm 功率: 1750W  
饼模尺寸: 225×60×15mm 电压: 220-240V  
饼深度: 30mm

吐司机 Toasters



产品型号: HT-009 产品重量: 4kg  
产品规格: 420×290×180mm 功率: 800W  
饼模尺寸: 99×99×21mm 电压: 220-240V

三文治机 The sandwich machine



产品型号: HT-113 产品重量: 9.5kg  
产品规格: 390×340×245mm 功率: 1550W  
饼模尺寸: 140×140 mm 电压: 220-240V

旋转华夫炉 Rotate the waffle furnace



产品型号: UWB-03 产品重量: 9.1kg  
产品规格: 490×250×300mm 功率: 1300W  
板直径: 185mm 电压: 220-240V  
齿深: 16mm

旋转华夫炉(电脑版) (PC version)



产品型号: HT-2205E 产品重量: 9kg  
产品规格: 480×255×300mm 功率: 1300W  
板直径: 185mm 电压: 220-240V  
齿深: 16mm



六格香酥机 Six-lattice fragrant crisp



产品型号: HT-119 产品重量: 9.5kg  
产品规格: 390×340×245mm 功率: 1550W  
单饼尺寸: 140×40 电压: 220-240V  
饼深度: 15mm

25孔小松饼机 25 Hole muffin machine



产品型号: HT-2240 产品重量: 8.1kg  
产品规格: 375×300×170mm 功率: 850W  
温度范围: 0°C-300°C 电压: 220-240V

单头华夫炉 Single-head waffle furnace



产品型号: UWB-01 产品重量: 5.5kg  
产品规格: 390×250×260mm 功率: 1300W  
板直径: 180mm 电压: 220-240V  
齿深: 8mm

双头华夫炉 Double - ended waffle furnace



产品型号: UWB-02 产品重量: 13kg  
产品规格: 500×390×260mm 功率: 2600W  
板直径: 180mm 电压: 220-240V  
齿深: 8mm

单头电班戟炉 Electric halberd furnace



产品型号: HT-2208 产品重量: 15.3kg  
产品规格: 485×450×220mm 功率: 3000W  
圆直径: 400mm 电压: 220V  
边厚度: 20mm

方形雪糕皮机 Ice cream machine



产品型号: HT-2209 产品重量: 10kg  
产品规格: 410×305×240mm 功率: 1750W  
铝板尺寸: 225×225 mm 电压: 220-240V  
格子大小: 9×9 mm

六格韩式小鱼饼 Korean fish cake



产品型号: HT-112 产品重量: 9.5kg  
产品规格: 390×340×245mm 功率: 1550W  
整版尺寸: 320×185 电压: 220-240V  
单鱼尺寸: 65×55×5mm

一板三条开口鲷鱼烧 Snapper burning machine



产品型号: HT-1103C 产品重量: 18.3kg  
产品规格: 440×425×285mm 功率: 2000W  
鱼长度: 150 鱼深度: 30 电压: 220-240V  
鱼宽度: 90mm

一板六条鱼鲷鱼烧 Snapper burning machine



产品型号: HT-1101A 产品重量: 11kg  
产品规格: 585×375×265mm 功率: 3000W  
鱼长度: 128 鱼深度: 8 电压: 220-240V  
鱼深度: 78mm

翻转串串烧 Stick Food



产品型号: HT-1100 产品重量: 11kg  
产品规格: 375×375×265mm 功率: 1400W  
电压: 220-240V

翻转三格华夫饼 Nestle machine



产品型号: HT-1102 产品重量: 11kg  
产品规格: 375×375×265mm 功率: 1400W  
电压: 220-240V

五格牛奶棒 40MM Five bars of milk



产品型号: HT-40 产品重量: 8kg  
产品规格: 360×330×245mm 功率: 1550W  
单饼尺寸: 37×138×17mm 电压: 220-240V

## 全坑单压板电扒炉 Electric griddles



产品型号: DP-811 产品重量: 13kg  
产品规格: 410×310×210mm 功率: 1800W  
上板尺寸: 214×214mm 电压: 220-240V  
下板尺寸: 235×225mm

## 全坑单压板电扒炉 Electric griddles



产品型号: DP-811E 产品重量: 19kg  
产品规格: 435×410×210mm 功率: 2200W  
上板尺寸: 338×235mm 电压: 220-240V  
下板尺寸: 435×235mm

## 彩色款压板电扒炉 Electric griddles



产品型号: DP-811H 产品重量: 13kg  
产品规格: 310×410×210mm 功率: 1800W  
电压: 220-240V

## 电脑版单压板电扒炉 Electric griddles



产品型号: DP-811-D 产品重量: 13kg  
产品规格: 310×410×210mm 功率: 1800W  
电压: 220-240V

## 全平单压板电扒炉 Electric griddles



产品型号: DP-811B 产品重量: 13.54kg  
产品规格: 410×310×210mm 功率: 1800W  
上板尺寸: 214×214mm 电压: 220-240V  
下板尺寸: 235×225mm

## 全平单压板电扒炉 Electric griddles



产品型号: DP-812 产品重量: 19kg  
产品规格: 430×410×210mm 功率: 2200W  
电压: 220-240V

## 电脑版单压板电扒炉 Electric griddles



产品型号: DP-811E-D 产品重量: 19kg  
产品规格: 430×410×210mm 功率: 2200W  
电压: 220-240V

## 全坑双压板电扒炉 Electric griddles



产品型号: DP-813 产品重量: 25.5kg  
产品规格: 570×410×210mm 功率: 3600W  
电压: 220-240V

## 上坑下平单压板电扒炉 Electric griddles



产品型号: DP-811C 产品重量: 13.5kg  
产品规格: 410×310×210mm 功率: 1.8KW  
上板尺寸: 214×214mm 电压: 220-240V  
下板尺寸: 235×225mm

## 上坑下平单压板电扒炉 Electric griddles



产品型号: DP-812E 产品重量: 19kg  
产品规格: 435×410×210mm 功率: 2.2KW  
上板尺寸: 338×235mm 电压: 220-240V  
下板尺寸: 245×235mm

## 上坑下平双压板电扒炉 Electric griddles



产品型号: DP-813A 产品重量: 25.5kg  
产品规格: 570×410×210mm 功率: 3600W  
上板尺寸: 214×241 电压: 220-240V  
下板尺寸: 485×235

## 左坑右平双压板电扒炉 Electric griddles



产品型号: DP-813B 产品重量: 25.5kg  
产品规格: 570×410×210mm 功率: 3600W  
电压: 220-240V

## 左坑右坑下平双压板电扒炉 Electric griddles



产品型号: DP-813C 产品重量: 25.5kg

产品规格: 570×410×210mm 功率: 3600W

电压: 220-240V

## 全平双压板电扒炉 Electric griddles



产品型号: DP-813E 产品重量: 25.5kg

产品规格: 570×410×210mm 功率: 3600W

上板尺寸: 214×214mm 电压: 220-240V

下板尺寸: 485×235mm

## 嵌入式单头班戟 Ben ji



产品型号: DE-1-A 产品重量: 20kg

产品规格:  $\phi$ 400×200mm 功率: 3000W

电压: 220-240V

## 电脑板双压板电扒炉 Electric griddles



产品型号: DP-813-D 产品重量: 25.5kg

产品规格: 570×410×210mm 功率: 3600W

电压: 220-240V

## 单头班戟 Ben ji



产品型号: DE-1 产品重量: 23kg

产品规格: 450×485×240mm 功率: 3000W

电压: 220-240V

## 双头班戟 Ben ji




产品型号: DE-2 产品重量: 42kg

产品规格: 860×485×240mm 功率: 6000W

电压: 220-240V

## 汉堡机 Burger machine



产品型号: GF-212 产品重量: 28kg

产品规格: 406×660×290mm 功率: 2400W

电压: 220-240V